



TAURUS

GATE & FENCE **HARDWARE**

The Taurus Gate and Hardware Range has been designed and manufactured to meet the high standards associated with TIMco. Items within the range are sold with TIMco's quality fixings and fasteners to ensure a high-quality product throughout.



TAURUS BAG

- ✓ TIMco quality fixings always included
- ✓ Includes a comprehensive fitting guide
- ✓ Designed for the retail environment
- ✓ Clear & concise product visibility
- ✓ Tamper & water resistant

PLAIN BAG

- ✓ Fieldgate range includes TIMco quality fixings
- ✓ Packed in a clear sealed bag for easy inventory control
- ✓ Large barcode for easy stock management
- ✓ Competitively priced for large volume users



EXTERIOR GATE & DOOR HINGES - 229

Tee Hinges
Strap Hinges
Curved Rail Hinge

Reversible Hinges
Bands & Hook on Plates



EXTERIOR GATE & DOOR FURNITURE - 235

Bolts
Latches & Catches
Hasps & Staples

Locks & Handles
Gate Kits



FIELDGATE RANGE - 255

Hinge Sets
Hooks & Eyes
Catches

Throw-over Loops
Wheels



FENCING RANGE - 261

Fence Post Supports
Fence Brackets
Fence Clips




CHAINS & ACCESSORIES - 268

Chain
Dee & Bow Shackle
Links & Hooks

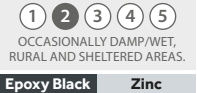
Staple On Plate
Hook On Plate
Ring On Plate

Light Tee Hinge



Ideal for lightweight low use gates, sheds and animal hutches.

NOTE: Doors/gates over 2130mm / 7ft height, should be fitted with a third hinge to prevent warping.



Epoxy Black **Zinc**

Band L (inch)	Band L (mm)	Band T (mm)	Knuckle Ø (mm)	Leaf Size L x W (mm)	To Suit Gate W (mm)	Max. Gate Weight (kg)	No. of Screw Holes (Pair)	Screw Ø (mm)	Product Code	Pack Qty (pcs)	Carton Qty (packs)	Product Code	Pack Qty (pcs)	Carton Qty (packs)
(BL)	(BL)	(KD)	(LS)		GATE/DOOR INFO.		FIXINGS INFO.		PLAIN BAG EXCLUDES FIXINGS			TAURUS BAG TIMCO FIXINGS INCLUDED		
Epoxy Black														
4	100	1.5	7.5	72 x 20	200 - 300	5	12	3.5	LTH4BB	1 Pair	200 Pairs	LTH4B	1 Pair	10 Pairs
6	150	1.5	7.5	72 x 20	300 - 450	5	14	3.5	LTH6BB	1 Pair	120 Pairs	LTH6B	1 Pair	10 Pairs
8	200	1.5	7.5	80 x 20	400 - 600	10	14	3.5	LTH8BB	1 Pair	100 Pairs	LTH8B	1 Pair	10 Pairs
10	250	1.5	7.5	80 x 20	500 - 750	10	14	3.5	LTH10BB	1 Pair	100 Pairs	LTH10B	1 Pair	10 Pairs
12	300	1.5	7.5	90 x 20	600 - 900	10	14	3.5	442268	1 Pair	50 Pairs	LTH12B	1 Pair	10 Pairs
Zinc														
4	100	1.5	7.5	72 x 20	200 - 300	5	12	3.5	LTH4ZB	1 Pair	200 Pairs	LTH4Z	1 Pair	10 Pairs
6	150	1.5	7.5	72 x 20	300 - 450	5	14	3.5	LTH6ZB	1 Pair	120 Pairs	LTH6Z	1 Pair	10 Pairs
8	200	1.5	7.5	80 x 20	400 - 600	10	14	3.5	LTH8ZB	1 Pair	100 Pairs	LTH8Z	1 Pair	10 Pairs
10	250	1.5	7.5	80 x 20	500 - 750	10	14	3.5	LTH10ZB	1 Pair	100 Pairs	LTH10Z	1 Pair	10 Pairs
12	300	1.5	7.5	90 x 20	600 - 900	10	14	3.5	442214	1 Pair	50 Pairs	LTH12Z	1 Pair	10 Pairs

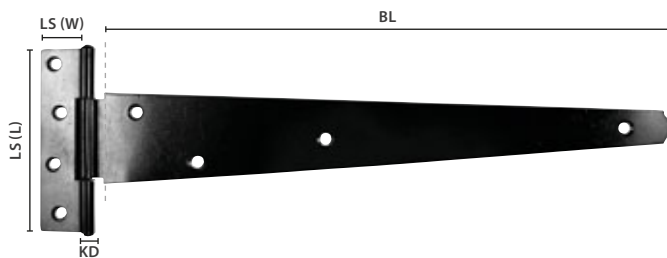
TYPE - HGB / HGP

L = LENGTH, W = WIDTH, T = THICKNESS, Ø = DIAMETER

SUB TYPE - HGB01

SUB TYPE - HGP01

Medium Tee Hinge



Ideal for medium weight regular use gates, shed and garage doors in domestic applications.

NOTE: Doors/gates over 2130mm / 7ft height, should be fitted with a third hinge to prevent warping.



Epoxy Black **Zinc**

Hot Dipped Galvanised

Band L (inch)	Band L (mm)	Band T (mm)	Knuckle Ø (mm)	Leaf Size L x W (mm)	To Suit Gate W (mm)	Max. Gate Weight (kg)	No. of Screw Holes (Pair)	Screw Ø (mm)	Product Code	Pack Qty (pcs)	Carton Qty (packs)	Product Code	Pack Qty (pcs)	Carton Qty (packs)
(BL)	(BL)	(KD)	(LS)		GATE/DOOR INFO.		FIXINGS INFO.		PLAIN BAG EXCLUDES FIXINGS			TAURUS BAG TIMCO FIXINGS INCLUDED		
Epoxy Black														
10	250	1.8	8.5	90 x 25	500 - 750	30	14	4.0	MTH10BB	1 Pair	40 Pairs	MTH10B	1 Pair	10 Pairs
12	300	2.0	9.5	100 x 25	600 - 900	30	14	4.0	MTH12BB	1 Pair	40 Pairs	MTH12B	1 Pair	10 Pairs
14	350	2.0	9.5	115 x 25	700 - 1050	30	14	4.0	MTH14BB	1 Pair	30 Pairs	MTH14B	1 Pair	8 Pairs
15	375	2.0	9.5	115 x 25	750 - 1125	40	16	4.0	MTH15BB	1 Pair	30 Pairs	MTH15B	1 Pair	10 Pairs
16	400	2.2	11.5	128 x 30	800 - 1200	40	18	5.0	MTH16BB	1 Pair	20 Pairs	MTH16B	1 Pair	8 Pairs
18	450	2.2	11.5	140 x 30	900 - 1350	40	18	5.0	MTH18BB	1 Pair	20 Pairs	MTH18B	1 Pair	6 Pairs
Zinc														
10	250	1.8	8.5	90 x 25	500 - 750	30	14	4.0	MTH10ZB	1 Pair	40 Pairs	MTH10Z	1 Pair	10 Pairs
12	300	2.0	9.5	100 x 25	600 - 900	30	14	4.0	MTH12ZB	1 Pair	40 Pairs	MTH12Z	1 Pair	10 Pairs
14	350	2.0	9.5	115 x 25	700 - 1050	30	14	4.0	MTH14ZB	1 Pair	30 Pairs	MTH14Z	1 Pair	8 Pairs
15	375	2.0	9.5	115 x 25	750 - 1125	40	16	4.0	MTH15ZB	1 Pair	30 Pairs	MTH15Z	1 Pair	10 Pairs
16	400	2.2	11.5	128 x 30	800 - 1200	40	18	5.0	MTH16ZB	1 Pair	20 Pairs	MTH16Z	1 Pair	8 Pairs
18	450	2.2	11.5	140 x 30	900 - 1350	40	18	5.0	MTH18ZB	1 Pair	20 Pairs	MTH18Z	1 Pair	6 Pairs
Hot Dipped Galvanised														
10	250	1.8	8.5	90 x 25	500 - 750	30	14	4.0	MTH10GB	1 Pair	40 Pairs	MTH10G	1 Pair	10 Pairs
12	300	2.0	9.5	100 x 25	600 - 900	30	14	4.0	MTH12GB	1 Pair	40 Pairs	MTH12G	1 Pair	10 Pairs
14	350	2.0	9.5	115 x 25	700 - 1050	30	14	4.0	MTH14GB	1 Pair	30 Pairs	MTH14G	1 Pair	8 Pairs
15	375	2.0	9.5	115 x 25	750 - 1125	40	16	4.0	MTH15GB	1 Pair	30 Pairs	MTH15G	1 Pair	10 Pairs
16	400	2.2	11.5	128 x 30	800 - 1200	40	18	5.0	MTH16GB	1 Pair	20 Pairs	MTH16G	1 Pair	8 Pairs
18	450	2.2	11.5	140 x 30	900 - 1350	40	18	5.0	MTH18GB	1 Pair	20 Pairs	MTH18G	1 Pair	6 Pairs

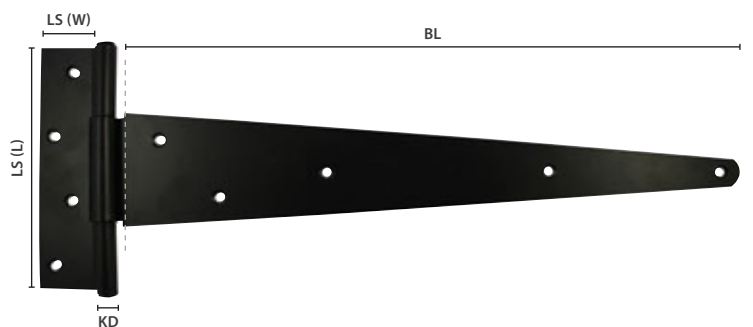
TYPE - HGB / HGP

L = LENGTH, W = WIDTH, T = THICKNESS, Ø = DIAMETER

SUB TYPE - HGB02

SUB TYPE - HGP02

Strong Tee Hinge

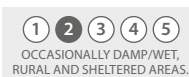


Ideal for heavy weight high use gates, sheds and garage doors in domestic applications.

NOTE: Doors/gates over 2130mm / 7ft height, should be fitted with a third hinge to prevent warping.



COUNTERSUNK


OCCASIONALLY DAMP/WET,
RURAL AND SHELTERED AREAS.

Epoxy Black


URBAN & INDUSTRIAL AREAS WITH
A MODERATE SALT ATMOSPHERE

Hot Dipped Galvanised

Band L (inch)	Band L (mm)	Band T (mm)	Knuckle Ø (mm)	Leaf Size L x W (mm)	To Suit Gate W (mm)	Max. Gate Weight (kg)	No. of Screw Holes (Pair)	Screw Ø (mm)	Product Code	Pack Qty (pcs)	Carton Qty (packs)	Product Code	Pack Qty (pcs)	Carton Qty (packs)
(BL)	(BL)	(KD)	(LS)		GATE/DOOR INFO.		FIXINGS INFO.		PLAIN BAG EXCLUDES FIXINGS			TAURUS BAG TIMCO FIXINGS INCLUDED		
Epoxy Black														
10	250	2.3	12.0	100 x 20	500 - 750	40	14	4.0	STH10BB	1 Pair	40 Pairs	STH10B	1 Pair	6 Pairs
12	300	2.3	12.0	115 x 30	600 - 900	40	18	4.0	STH12BB	1 Pair	30 Pairs	STH12B	1 Pair	6 Pairs
14	350	2.3	12.0	127 x 30	700 - 1050	60	18	4.0	STH14BB	1 Pair	20 Pairs	STH14B	1 Pair	6 Pairs
16	400	2.8	14.0	140 x 30	800 - 1200	60	18	5.0	STH16BB	1 Pair	20 Pairs	STH16B	1 Pair	8 Pairs
18	450	2.8	14.0	150 x 30	900 - 1350	80	18	5.0	STH18BB	1 Pair	10 Pairs	STH18B	1 Pair	6 Pairs
24	600	2.8	14.0	166 x 40	1200 - 1800	80	20	5.0	STH24BB	1 Pair	10 Pairs	STH24B	1 Pair	4 Pairs
Hot Dipped Galvanised														
10	250	2.3	12.0	100 x 20	500 - 750	40	14	4.0	STH10GB	1 Pair	40 Pairs	STH10G	1 Pair	6 Pairs
12	300	2.3	12.0	115 x 30	600 - 900	40	18	4.0	STH12GB	1 Pair	30 Pairs	STH12G	1 Pair	6 Pairs
14	350	2.3	12.0	127 x 30	700 - 1050	60	18	4.0	STH14GB	1 Pair	20 Pairs	STH14G	1 Pair	6 Pairs
16	400	2.8	14.0	140 x 30	800 - 1200	60	18	5.0	STH16GB	1 Pair	20 Pairs	STH16G	1 Pair	8 Pairs
18	450	2.8	14.0	150 x 30	900 - 1350	80	18	5.0	STH18GB	1 Pair	10 Pairs	STH18G	1 Pair	6 Pairs
24	600	2.8	14.0	166 x 40	1200 - 1800	80	20	5.0	STH24GB	1 Pair	10 Pairs	STH24G	1 Pair	4 Pairs


TYPE - HGP / HGB

L = LENGTH, W = WIDTH, T = THICKNESS, Ø = DIAMETER

SUB TYPE - HGB03

SUB TYPE - HGP03

Scotch Tee Hinge



Ideal for heavy weight high use gates and shed doors in domestic, commercial and agricultural applications.

NOTE: Doors/gates over 2130mm / 7ft height, should be fitted with a third hinge to prevent warping.



COUNTERSUNK


URBAN & INDUSTRIAL AREAS WITH
A MODERATE SALT ATMOSPHERE

Hot Dipped Galvanised

Band L (inch)	Band L (mm)	Band T (mm)	Knuckle Ø (mm)	Leaf Size L x W (mm)	To Suit Gate W (mm)	Max. Gate Weight (kg)	No. of Screw Holes (Pair)	Screw Ø (mm)	Product Code	Bag Qty	Carton Qty	Product Code	Bag Qty	Carton Qty
(BL)	(BL)	(KD)	(LS)		GATE/DOOR INFO.		FIXINGS INFO.		PLAIN BAG EXCLUDES FIXINGS			TAURUS BAG TIMCO FIXINGS INCLUDED		
Hot Dipped Galvanised														
4	100	2.2	11	90 x 30	200-300	10	12	4.0	442270	1 Pair	50 Pairs	447558	1 Pair	10 Pairs
6	150	2.2	12	90 x 30	300 - 450	25	12	4.0	442159	1 Pair	50 Pairs	447254	1 Pair	10 Pairs
8	200	2.2	12	100 x 30	400 - 600	40	12	5.0	442241	1 Pair	40 Pairs	447232	1 Pair	10 Pairs
10	250	2.2	12	100 x 30	500 - 750	50	12	5.0	442657	1 Pair	30 Pairs	447778	1 Pair	10 Pairs
12	300	2.8	12	100 x 30	600 - 900	60	12	5.0	442225	1 Pair	25 Pairs	447669	1 Pair	10 Pairs
14	355	3.0	16	145 x 40	700 - 1050	80	16	5.0	442678	1 Pair	10 Pairs	447552	1 Pair	8 Pairs
16	400	3.0	16	145 x 40	800 - 1200	80	16	5.0	442336	1 Pair	10 Pairs	447154	1 Pair	4 Pairs
18	450	3.0	16	175 x 55	900 - 1350	100	16	5.0	442784	1 Pair	10 Pairs	447785	1 Pair	4 Pairs
20	500	3.0	16	175 x 55	1000 - 1500	100	16	5.0	442114	1 Pair	8 Pairs	447336	1 Pair	10 Pairs
24	600	3.0	16	175 x 55	1200 - 1800	100	16	5.0	442878	1 Pair	8 Pairs	447123	1 Pair	10 Pairs


TYPE - HGP / HGB

L = LENGTH, W = WIDTH, T = THICKNESS, Ø = DIAMETER

SUB TYPE - HGB04

SUB TYPE - HGP04

Medium Strap Hinge




Commonly used for bi-folding garage and shed doors in domestic applications.

NOTE: Doors/gates over 2130mm / 7ft height, should be fitted with a third hinge to prevent warping.

1 2 3 4 5
OCCASIONALLY DAMP/WET,
RURAL AND SHELTERED AREAS.
Zinc

Band L (inch)	Band L (mm)	Band T (mm)	Overall L (mm)	Knuckle Ø (mm)	To Suit Gate W (mm)	Max. Gate Weight (kg)	No. of Screw Holes (Pair)	Rec. Screw Ø (mm)	Product Code	Pack Qty (pcs)	Carton Qty (packs)
(BL)	(BL)			(KD)	GATE/DOOR INFO.		FIXINGS INFO.		PLAIN BAG EXCLUDES FIXINGS		
Zinc											
6	150	2.0	300	10.0	300 - 450	20	12	4.0	SH6ZB	1 Pair	60 Pairs
8	200	2.0	400	10.0	400 - 600	20	16	4.0	SH8ZB	1 Pair	60 Pairs
TYPE - HGB						L = LENGTH, W = WIDTH, T = THICKNESS, Ø = DIAMETER			SUB TYPE - HGB05		

Heavy Reversible Hinge



Heavy reversible hinges are ideal for flush mounted heavy gates, garage and stable doors in domestic, commercial and agricultural applications. The pins of the hinges mount into the hinge cups and prevent gates or doors from being lifted off.

NOTE: Doors/gates over 2130mm / 7ft height, should be fitted with a third hinge to prevent warping.




1 2 3 4 5
OCCASIONALLY DAMP/WET,
RURAL AND SHELTERED AREAS.
Epoxy Black

1 2 3 4 5
URBAN & INDUSTRIAL AREAS WITH
A MODERATE SALT ATMOSPHERE
Hot Dipped Galvanised

Band L (inch)	Band L (mm)	Band W (mm)	Band T (mm)	Pin Ø (inch)	Pin Ø (mm)	To Suit Gate Width (mm)	No. of Bolt Holes (Pair)	Carriage Bolt Ø (mm)	No. of Screw Holes (Pair)	Screw Ø (mm)	Product Code	Pack Qty (pcs)	Carton Qty (packs)	
											PLAIN BAG			
(BL)	(BL)	(BW)		(PIN)	(PIN)	GATE/DOOR INFO.	FIXINGS INFO.				TIMco FIXINGS INCLUDED			
Epoxy Black														
10	250	40	4.8	1/2	12	500 - 750	2	M10	22	6.0	HRH250B	1 Pair	5 Pairs	
12	300	40	4.8	1/2	12	600 - 900	2	M10	22	6.0	HRH300B	1 Pair	5 Pairs	
14	350	40	4.8	1/2	12	700 - 1050	2	M10	22	6.0	HRH350B	1 Pair	5 Pairs	
16	400	40	4.8	1/2	12	800 - 1200	2	M10	26	6.0	HRH400B	1 Pair	5 Pairs	
18	450	50	4.8	5/8	16	900 - 1350	2	M10	26	6.0	HRH450B	1 Pair	5 Pairs	
20	500	50	4.8	5/8	16	1000 - 1500	2	M10	26	6.0	HRH500B	1 Pair	5 Pairs	
24	600	50	5.6	5/8	16	1200 - 1800	2	M10	26	6.0	HRH600B	1 Pair	5 Pairs	
30	750	50	5.6	3/4	19	1500 - 2250	2	M10	26	6.0	HRH750B	1 Pair	5 Pairs	
36	900	50	5.6	3/4	19	1800 - 2700	2	M10	30	6.0	HRH900B	1 Pair	5 Pairs	
42	1050	50	5.6	3/4	19	2100 - 3150	2	M10	30	6.0	HRH1050B	1 Pair	2 Pairs	
48	1200	50	5.6	3/4	19	2400 - 3600	2	M10	30	6.0	HRH1200B	1 Pair	2 Pairs	
Hot Dipped Galvanised														
10	250	40	4.8	1/2	12	500 - 750	2	M10	22	6.0	HRH250G	1 Pair	5 Pairs	
12	300	40	4.8	1/2	12	600 - 900	2	M10	22	6.0	HRH300G	1 Pair	5 Pairs	
14	350	40	4.8	1/2	12	700 - 1050	2	M10	22	6.0	HRH350G	1 Pair	5 Pairs	
16	400	40	4.8	1/2	12	800 - 1200	2	M10	26	6.0	HRH400G	1 Pair	5 Pairs	
18	450	50	4.8	5/8	16	900 - 1350	2	M10	26	6.0	HRH450G	1 Pair	5 Pairs	
20	500	50	4.8	5/8	16	1000 - 1500	2	M10	26	6.0	HRH500G	1 Pair	5 Pairs	
24	600	50	5.6	5/8	16	1200 - 1800	2	M10	26	6.0	HRH600G	1 Pair	5 Pairs	
30	750	50	5.6	3/4	19	1500 - 2250	2	M10	26	6.0	HRH750G	1 Pair	5 Pairs	
36	900	50	5.6	3/4	19	1800 - 2700	2	M10	30	6.0	HRH900G	1 Pair	5 Pairs	
42	1050	50	5.6	3/4	19	2100 - 3150	2	M10	30	6.0	HRH1050G	1 Pair	2 Pairs	
48	1200	50	5.6	3/4	19	2400 - 3600	2	M10	30	6.0	HRH1200G	1 Pair	2 Pairs	
TYPE - FGH								L = LENGTH, W = WIDTH, T = THICKNESS, Ø = DIAMETER				SUB TYPE - FGH02		

Straight Band & Hook on Plate



The straight pattern hook and band hinges are for hanging the door or gate in front of the frame or post. They are ideal for heavy weight, high use doors, gates, garages and stables in domestic and agricultural applications. Depending on the weight distribution of the gate, the top or bottom pin can be mounted upside down to prevent unwanted removal of the gate.

NOTE: Doors/gates over 2130mm / 7ft height, should be fitted with a third hinge to prevent warping.



COUNTERSUNK



Epoxy Black



Hot Dipped Galvanised


Band L (inch)	Band L (mm)	Band W (mm)	Band T (mm)	Pin Ø (inch)	Pin Ø (mm)	Hook Plate L x W (mm)	To Suit Gate Width (mm)	No. of Bolt Holes (Pair)	Carriage Bolt Ø (mm)	No. of Screw Holes (Pair)	Screw Ø (mm)	Product Code	Pack Qty (pcs)	Carton Qty (packs)
(BL)	(BL)	(BW)		(PIN)	(PIN)	(HP)	GATE/DOOR INFO.					PLAIN BAG		
Epoxy Black												TIMCO FIXINGS INCLUDED		
10	250	40	4.8	1/2	12	115 x 40	500 - 750	2	M10	12	6.0	HB5250B	1 Pair	5 Pairs
12	300	40	4.8	1/2	12	115 x 40	600 - 900	2	M10	12	6.0	HB5300B	1 Pair	5 Pairs
14	350	40	4.8	1/2	12	115 x 40	700 - 1050	2	M10	12	6.0	HB5350B	1 Pair	5 Pairs
16	400	40	4.8	1/2	12	115 x 40	800 - 1200	2	M10	14	6.0	HB5400B	1 Pair	5 Pairs
18	450	50	4.8	5/8	16	160 x 50	900 - 1350	2	M10	14	6.0	HB5450B	1 Pair	5 Pairs
20	500	50	4.8	5/8	16	160 x 50	1000 - 1500	2	M10	14	6.0	HB5500B	1 Pair	5 Pairs
24	600	50	5.4	5/8	16	160 x 50	1200 - 1800	2	M10	14	6.0	HB5600B	1 Pair	5 Pairs
30	750	50	5.4	3/4	19	200 x 75	1500 - 2250	2	M10	14	6.0	HB5750B	1 Pair	5 Pairs
36	900	50	5.4	3/4	19	200 x 75	1800 - 2700	2	M10	16	6.0	HB5900B	1 Pair	5 Pairs
Hot Dipped Galvanised														
10	250	40	4.8	1/2	12	115 x 40	500 - 750	2	M10	12	6.0	HB5250G	1 Pair	5 Pairs
12	300	40	4.8	1/2	12	115 x 40	600 - 900	2	M10	12	6.0	HB5300G	1 Pair	5 Pairs
14	350	40	4.8	1/2	12	115 x 40	700 - 1050	2	M10	12	6.0	HB5350G	1 Pair	5 Pairs
16	400	40	4.8	1/2	12	115 x 40	800 - 1200	2	M10	14	6.0	HB5400G	1 Pair	5 Pairs
18	450	50	4.8	5/8	16	160 x 50	900 - 1350	2	M10	14	6.0	HB5450G	1 Pair	5 Pairs
20	500	50	4.8	5/8	16	160 x 50	1000 - 1500	2	M10	14	6.0	HB5500G	1 Pair	5 Pairs
24	600	50	5.4	5/8	16	160 x 50	1200 - 1800	2	M10	14	6.0	HB5600G	1 Pair	5 Pairs
30	750	50	5.4	3/4	19	200 x 75	1500 - 2250	2	M10	14	6.0	HB5750G	1 Pair	5 Pairs
36	900	50	5.4	3/4	19	200 x 75	1800 - 2700	2	M10	16	6.0	HB5900G	1 Pair	5 Pairs

TYPE - FGH

L = LENGTH, W = WIDTH, T = THICKNESS, Ø = DIAMETER

SUB TYPE - FGH03

Hook on Rectangular Plate




Pin Ø (inch)	Pin Ø (mm)	Hook Plate L x W (mm)	To Suit Band Size (mm)	No. of Screw Holes (Pair)	Screw Ø (mm)	Product Code	Pack Qty (pcs)	Carton Qty (packs)
(PIN)	(PIN)	(HP)		FIXINGS INFO.		PLAIN BAG		
Hot Dipped Galvanised						TIMco FIXINGS INCLUDED		
1/2	12	115 x 40	250 - 400	8	6.0	HRP12G	1 Pair	20 Pairs
5/8	16	160 x 50	450 - 600	8	6.0	HRP16G	1 Pair	20 Pairs
3/4	19	200 x 75	750 - 900	8	6.0	HRP19G	1 Pair	10 Pairs
TYPE - FGH		L = LENGTH, W = WIDTH, Ø = DIAMETER				SUB TYPE - FGH04		

TYPE - FGH

L = LENGTH, W = WIDTH, Ø = DIAMETER

SUB TYPE - FGH04

Gate Hooks to Build



Gate hooks to build are used for embedding in between layers of the post brickwork and can be used with straight and cranked hook and band hinges.

URBAN & INDUSTRIAL AREAS WITH
A MODERATE SALT ATMOSPHERE

Hot Dipped Galvanised

Pin Dia. (inch)	Pin Ø (mm)	Length (mm)	To Suit Brickwork	To Suit Band Size (mm)	Product Code	Pack Qty (pcs)	Carton Qty (packs)
(PIN)	(PIN)	(L)			PLAIN BAG		
Hot Dipped Galvanised					NO FIXINGS REQUIRED		
1/2	12	60	Single	250 - 400	GHBSB12G	1 Pair	10 Pairs
1/2	12	180	Double	250 - 400	GHDB12G	1 Pair	10 Pairs
5/8	16	65	Single	450 - 600	GHBSB16G	1 Pair	10 Pairs
5/8	16	180	Double	450 - 600	GHDB16G	1 Pair	10 Pairs
3/4	19	65	Single	750 - 900	GHBSB19G	1 Pair	10 Pairs
3/4	19	180	Double	750 - 900	GHDB19G	1 Pair	10 Pairs

TYPE - FGH

L = LENGTH, Ø = DIAMETER


SUB TYPE - FGH0

TYPE - FGH

L = LENGTH, Ø = DIAMETER

SUB TYPE - FGH04

Cranked Band & Hook on Plate



The cranked pattern hook and band hinges are for hanging the door or gate flush with the frame or post. They are ideal for heavy weight, high use doors, gates, garages and stables in domestic and agricultural applications. Depending on the weight distribution of the gate, the top or bottom pin can be mounted upside down to prevent unwanted removal of the gate.

NOTE: Doors/gates over 2130mm / 7ft height, should be fitted with a third hinge to prevent warping.



COUNTERSUNK



Epoxy Black



Hot Dipped Galvanised

Band L (inch)	Band L (mm)	Band W (mm)	Band T (mm)	Pin Ø (inch)	Pin Ø (mm)	Hook Plate L x W (mm)	To Suit Gate Width (mm)	No. of Bolt Holes (Pair)	Carriage Bolt Ø (mm)	No. of Screw Holes (Pair)	Screw Ø (mm)	Product Code	Pack Qty (pcs)	Carton Qty (packs)
(BL)	(BL)	(BW)		(PIN)	(PIN)	(HP)	GATE/DOOR INFO.		FIXINGS INFO.			PLAIN BAG TIMco FIXINGS INCLUDED		
Epoxy Black														
10	250	40	4.8	1/2	12	115 x 40	500 - 750	2	M10	12	6.0	HBC250B	1 Pair	5 Pairs
12	300	40	4.8	1/2	12	115 x 40	600 - 900	2	M10	12	6.0	HBC300B	1 Pair	5 Pairs
14	350	40	4.8	1/2	12	115 x 40	700 - 1050	2	M10	12	6.0	HBC350B	1 Pair	5 Pairs
16	400	40	4.8	1/2	12	115 x 40	800 - 1200	2	M10	14	6.0	HBC400B	1 Pair	5 Pairs
18	450	50	4.8	5/8	16	160 x 50	900 - 1350	2	M10	14	6.0	HBC450B	1 Pair	5 Pairs
20	500	50	4.8	5/8	16	160 x 50	1000 - 1500	2	M10	14	6.0	HBC500B	1 Pair	5 Pairs
24	600	50	5.4	5/8	16	160 x 50	1200 - 1800	2	M10	14	6.0	HBC600B	1 Pair	5 Pairs
30	750	50	5.4	3/4	19	200 x 75	1500 - 2250	2	M10	14	6.0	HBC750B	1 Pair	5 Pairs
36	900	50	5.4	3/4	19	200 x 75	1800 - 2700	2	M10	16	6.0	HBC900B	1 Pair	5 Pairs
Hot Dipped Galvanised														
10	250	40	4.8	1/2	12	115 x 40	500 - 750	2	M10	12	6.0	HBC250G	1 Pair	5 Pairs
12	300	40	4.8	1/2	12	115 x 40	600 - 900	2	M10	12	6.0	HBC300G	1 Pair	5 Pairs
14	350	40	4.8	1/2	12	115 x 40	700 - 1050	2	M10	12	6.0	HBC350G	1 Pair	5 Pairs
16	400	40	4.8	1/2	12	115 x 40	800 - 1200	2	M10	14	6.0	HBC400G	1 Pair	5 Pairs
18	450	50	4.8	5/8	16	160 x 50	900 - 1350	2	M10	14	6.0	HBC450G	1 Pair	5 Pairs
20	500	50	4.8	5/8	16	160 x 50	1000 - 1500	2	M10	14	6.0	HBC500G	1 Pair	5 Pairs
24	600	50	5.4	5/8	16	160 x 50	1200 - 1800	2	M10	14	6.0	HBC600G	1 Pair	5 Pairs
30	750	50	5.4	3/4	19	200 x 75	1500 - 2250	2	M10	14	6.0	HBC750G	1 Pair	5 Pairs
36	900	50	5.4	3/4	19	200 x 75	1800 - 2700	2	M10	16	6.0	HBC900G	1 Pair	5 Pairs
TYPE - FGH												L = LENGTH, W = WIDTH, T = THICKNESS, Ø = DIAMETER		
												SUB TYPE - FGH03		

TYPE - FGH

L = LENGTH, W = WIDTH, T = THICKNESS, Ø = DIAMETER

SUB TYPE - FGH03

Adjustable Band & Hook on Plate

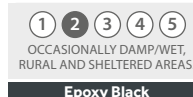


Adjustable hook and band hinges are for hanging doors or gates flush with the frame or post. They are ideal for heavy weight, high use doors, gates, garages and stables in domestic, commercial and agricultural applications. They feature an adjustable eye bolt to allow for gate alignment whilst being fitted or at a later stage if any movement occurs.

NOTE: Doors/gates over 2130mm / 7ft height, should be fitted with a third hinge to prevent warping.



COUNTERSUNK



Epoxy Black



Hot Dipped Galvanised

Band L (inch)	Band L (mm)	Band W (mm)	Band T (mm)	Pin Ø (inch)	Pin Ø (mm)	Hook Plate L x W (mm)	To Suit Gate Width (mm)	No. of Bolt Holes (Pair)	Carriage Bolt Ø (mm)	No. of Screw Holes (Pair)	Screw Ø (mm)	Product Code	Pack Qty (pcs)	Carton Qty (packs)	
(BL)	(BL)	(BW)		(PIN)	(PIN)	(HP)	GATE/DOOR INFO.					PLAIN BAG TIMCo FIXINGS INCLUDED			
Epoxy Black															
14	350	50	5.0	3/4	19	160 x 50	700-1050	2	M10	12	6.0	ABH350B	1 Pair	4 Pairs	
18	450	50	5.0	3/4	19	160 x 50	900 - 1350	2	M10	14	6.0	ABH450B	1 Pair	4 Pairs	
24	600	50	5.0	3/4	19	160 x 50	1200 - 1800	2	M10	14	6.0	ABH600B	1 Pair	4 Pairs	
30	750	60	5.0	3/4	19	200 x 60	1500 - 2250	2	M10	14	6.0	ABH750B	1 Pair	4 Pairs	
36	900	60	5.0	3/4	19	200 x 60	1800 - 2700	2	M10	18	6.0	ABH900B	1 Pair	4 Pairs	
48	1200	70	5.0	3/4	19	200 x 60	2400 - 3600	2	M10	20	6.0	ABH1200B	1 Pair	2 Pairs	
Hot Dipped Galvanised															
14	350	50	5.0	3/4	19	160 x 50	700-1050	2	M10	12	6.0	ABH350G	1 Pair	4 Pairs	
18	450	50	5.0	3/4	19	160 x 50	900 - 1350	2	M10	14	6.0	ABH450G	1 Pair	4 Pairs	
24	600	50	5.0	3/4	19	160 x 50	1200 - 1800	2	M10	14	6.0	ABH600G	1 Pair	4 Pairs	
30	750	60	5.0	3/4	19	200 x 60	1500 - 2250	2	M10	14	6.0	ABH750G	1 Pair	4 Pairs	
36	900	60	5.0	3/4	19	200 x 60	1800 - 2700	2	M10	18	6.0	ABH900G	1 Pair	4 Pairs	
48	1200	70	5.0	3/4	19	200 x 60	2400 - 3600	2	M10	20	6.0	ABH1200G	1 Pair	2 Pairs	
TYPE - FGH								L = LENGTH, W = WIDTH, T = THICKNESS, Ø = DIAMETER							
												SUB TYPE - FGH03			

TYPE - FGH

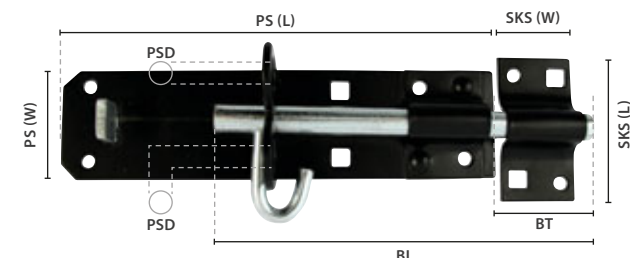
L = LENGTH, W = WIDTH, T = THICKNESS, Ø = DIAMETER

SUB TYPE - FGH03

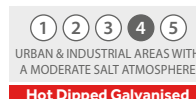
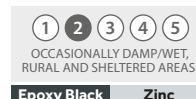


Bolts

Brenton Padbolt



Brenton padbolts are used for securing flush mounted gates and shed doors in domestic and light commercial applications. They are pad-lockable and fixed with carriage bolts for added security.



Bolt Length (inch)	Bolt Length (mm)	Bolt Ø (mm)	Bolt Throw (mm)	Plate Size L x W (mm)	Staple Keep Size L x W (mm)	Max. Padlock Shackle Ø (mm)	No. of Carriage Bolt Holes	Carriage Bolt Ø (mm)	No. of Screw Holes	Screw Ø (mm)	Product Code	Pack Qty (pcs)	Carton Qty (packs)	Product Code	Pack Qty (pcs)	Carton Qty (packs)				
(BL)	(BL)		(BT)	(PS)	(SKS)	(PSD)	FIXINGS INFO.				PLAIN BAG EXCLUDES FIXINGS			TAURUS BAG TIMco FIXINGS INCLUDED						
Epoxy Black																				
4	100	12	30	130 x 45	56 x 33	10	4	M6	6	4.0	BP4BB	1	80	BP4BP	1	10				
6	150	12	45	180 x 45	56 x 33	10	4	M6	6	4.0	BP6BB	1	60	BP6BP	1	10				
8	200	12	45	225 x 45	56 x 33	10	4	M6	6	4.0	BP8BB	1	40	BP8BP	1	10				
Zinc																				
4	100	12	30	130 x 45	56 x 33	10	4	M6	6	4.0	BP4ZB	1	80	BP4ZP	1	10				
6	150	12	45	180 x 45	56 x 33	10	4	M6	6	4.0	BP6ZB	1	60	BP6ZP	1	10				
8	200	12	45	225 x 45	56 x 33	10	4	M6	6	4.0	BP8ZB	1	40	BP8ZP	1	10				
Hot Dipped Galvanised																				
4	100	12	30	130 x 45	56 x 33	10	4	M6	6	4.0	BP4GB	1	80	BP4GP	1	10				
6	150	12	45	180 x 45	56 x 33	10	4	M6	6	4.0	BP6GB	1	60	BP6GP	1	10				
8	200	12	45	225 x 45	56 x 33	10	4	M6	6	4.0	BP8GB	1	40	BP8GP	1	10				
TYPE - RTR / RTP											L = Wt LENGTH, W = WIDTH					SUR TYPE - RTR01				


TYPE - BTB / BTP

L = wLENGTH, W = WIDTH

SUB TYPE - BTB01

SUB TYPE - BTP01

Heavy Brenton Padbolt



Heavy brenton padbolts are used for securing flush mounted gates and shed doors in heavy domestic, commercial and agricultural applications. They are pad-lockable and fixed with carriage bolts for added security.



Bolt Length (inch)	Bolt Length (mm)	Bolt Ø (mm)	Bolt Throw (mm)	Plate Size L x W (mm)	Staple Keep Size L x W (mm)	Max. Padlock Shackle Ø (mm)	No. of Carriage Bolt Holes	Carriage Bolt Ø (mm)	No. of Screw Holes	Screw Ø (mm)	Product Code	Pack Qty (pcs)	Carton Qty (packs)	Product Code	Pack Qty (pcs)	Carton Qty (packs)	
(BL)	(BL)			(PS)	(SKS)	(PSD)	FIXINGS INFO.				PLAIN BAG EXCLUDES FIXINGS			TAURUS BAG TIMCO FIXINGS INCLUDED			
Hot Dipped Galvanised																	
6	150	16	50	170 x 60	60 x 40	14	4	M6	6	4.0	282656	1	40	287258	1	10	
8	200	16	50	220 x 60	60 x 40	14	4	M6	6	4.0	282219	1	35	287456	1	10	
10	250	16	50	270 x 60	60 x 40	14	4	M6	6	4.0	282953	1	25	287658	1	10	
12	300	16	50	320 x 60	60 x 40	14	4	M6	6	4.0	282632	1	20	287477	1	10	
TYPE - BTB / BTP								L = LENGTH, W = WIDTH, Ø = DIAMETER				SUB TYPE - BTB01			SUB TYPE - BTP01		


TYPE - BTB / BTP

L = LENGTH, W = WIDTH, Ø = DIAMETER

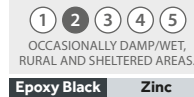
SUB TYPE - BTB01

SUB TYPE - BTP01

Straight Tower Bolt



Straight tower bolts are used for securing flush fitting gates and shed doors in a closed position.



Bolt Length (inch)	Bolt Length (mm)	Bolt Ø (mm)	Bolt Throw (mm)	Plate Size L x W (mm)	Staple Keep Size L x W (mm)	No. of Screw Holes	Screw Ø (mm)
(BL)	(BL)		(BT)	(PS)	(SKS)	FIXINGS INFO.	
Epoxy Black							
3	75	10	20	95 x 38	39 x 25	6	4.0
4	100	10	25	118 x 38	39 x 25	8	4.0
6	150	10	25	165 x 38	46 x 33	10	4.0
8	200	11	35	225 x 45	46 x 33	10	4.0
10	250	11	35	276 x 45	46 x 33	10	4.0
Zinc							
3	75	10	20	95 x 38	39 x 25	6	4.0
4	100	10	25	118 x 38	39 x 25	8	4.0
6	150	10	25	165 x 38	46 x 33	10	4.0
8	200	11	35	225 x 45	46 x 33	10	4.0
10	250	11	35	276 x 45	46 x 33	10	4.0
Hot Dipped Galvanised							
3	75	10	20	95 x 38	39 x 25	6	4.0
4	100	10	25	118 x 38	39 x 25	8	4.0
6	150	10	25	165 x 38	46 x 33	10	4.0
8	200	11	35	225 x 45	46 x 33	10	4.0
10	250	11	35	276 x 45	46 x 33	10	4.0

TYPE - BTB / BTP


L = LENGTH, W = WIDTH, Ø = DIAMETER

Product Code	Pack Qty (pcs)	Carton Qty (packs)	Product Code	Pack Qty (pcs)	Carton Qty (packs)
PLAIN BAG EXCLUDES FIXINGS			TAURUS BAG TIMCO FIXINGS INCLUDED		
TBS3BB	1	100	TBS3BP	1	15
TBS4BB	1	120	TBS4BP	1	15
TBS6BB	1	100	TBS6BP	1	15
TBS8BB	1	40	TBS8BP	1	15
TBS10BB	1	40	TBS10BP	1	15
TBS3ZB	1	100	TBS3ZP	1	15
TBS4ZB	1	120	TBS4ZP	1	15
TBS6ZB	1	100	TBS6ZP	1	15
TBS8ZB	1	40	TBS8ZP	1	15
TBS10ZB	1	40	TBS10ZP	1	15
TBS3GB	1	100	TBS3GP	1	15
TBS4GB	1	120	TBS4GP	1	15
TBS6GB	1	100	TBS6GP	1	15
TBS8GB	1	40	TBS8GP	1	15
TBS10GB	1	40	TBS10GP	1	15

SUB TYPE - BTB02

SUB TYPE - BTP02

Necked Tower Bolt



Necked tower bolts are used for securing recessed fitting gates and shed doors in a closed position.



Bolt Length (inch)	Bolt Length (mm)	Bolt Ø (mm)	Bolt Throw (mm)	Plate Size L x W (mm)	Flat Keep Size L x W (mm)	Flat Keep Hole Size (mm)	No. of Screw Holes	Screw Ø (mm)
(BL)	(BL)			(PS)	(FKS)		FIXINGS INFO.	
Epoxy Black								
4	100	10	40	118 x 38	43 x 27	12	8	4.0
6	150	10	40	165 x 38	43 x 27	12	10	4.0
8	200	11	50	225 x 45	43 x 27	12	10	4.0
Hot Dipped Galvanised								
4	100	10	40	118 x 38	43 x 27	12	8	4.0
6	150	10	40	165 x 38	43 x 27	12	10	4.0
8	200	11	50	225 x 45	43 x 27	12	10	4.0
TYPE - BTB /BTP				L = LENGTH, W = WIDTH, Ø = DIAMETER				

TYPE - BTB / BTP

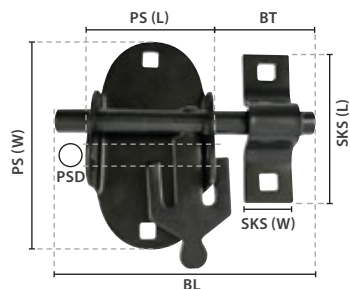
L = LENGTH, W = WIDTH, Ø = DIAMETER

Product Code	Pack Qty (pcs)	Carton Qty (packs)	Product Code	Pack Qty (pcs)	Carton Qty (packs)
PLAIN BAG EXCLUDES FIXINGS			TAURUS BAG TIMCO FIXINGS INCLUDED		
TBN4BB	1	120	TBN4BP	1	15
TBN6BB	1	100	TBN6BP	1	15
TBN8BB	1	40	TBN8BP	1	15
TBN4GB	1	120	TBN4GP	1	15
TBN6GB	1	100	TBN6GP	1	15
TBN8GB	1	40	TBN8GP	1	15


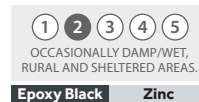
SUB TYPE - BTB02

SUB TYPE - BTP02

Oval Padbolt



Oval padbolts are ideal for securing flush fitting narrow stile gates and doors in domestic and light commercial applications. They are padlockable and fixed with carriage bolts for added security.



Bolt Length (inch)	Bolt Length (mm)	Bolt Ø (mm)	Bolt Throw (mm)	Plate Size L x W (mm)	Staple Keep Size L x W (mm)	Max. Padlock Shackle Ø (mm)	No. of Carriage Bolt Holes	Carriage Bolt Ø (mm)	Product Code	Pack Qty (pcs)	Carton Qty (packs)	Product Code	Pack Qty (pcs)	Carton Qty (packs)		
(BL)	(BL)		(BT)	(PS)	(SKS)	(PSD)	FIXINGS INFO.		PLAIN BAG EXCLUDES FIXINGS			TAURUS BAG TIMco FIXINGS INCLUDED				
Epoxy Black																
4	100	12	40	55 x 100	73 x 24	10	4	M6	OP4BB	1	60	OP4BP	1	10		
Zinc																
4	100	12	40	55 x 100	73 x 24	10	4	M6	OP4ZB	1	60	OP4ZP	1	10		
Hot Dipped Galvanised																
4	100	12	40	55 x 100	73 x 24	10	4	M6	OP4GB	1	60	OP4GP	1	10		
TYPE - BTB / BTP									L = LENGTH, W = WIDTH, Ø = DIAMETER			SUB-TYPE - BTB03			SUB-TYPE - BTP03	

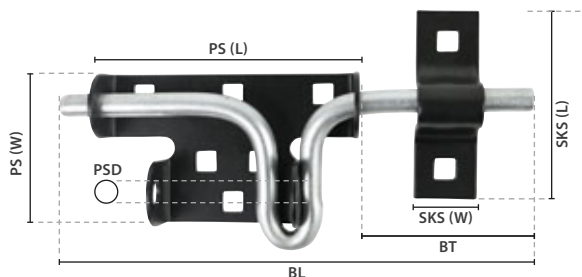
TYPE - BTB / BTP

L = LENGTH, W = WIDTH, Ø = DIAMETER

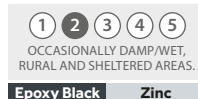
SUB TYPE - BTB03

SUB TYPE - BTP03

Slide Action Padbolt



Slide action padbolts are ideal for securing flush fitting gates and doors in domestic and light commercial applications when the bolt is exposed externally. They are padlockable and fixed with eight carriage bolts to prevent the bolt being wrenched from the door.



Bolt Length (inch)	Bolt Length (mm)	Bolt Ø (mm)	Bolt Throw (mm)	Plate Size L x W (mm)	Staple Keep Size L x W (mm)	Max. Padlock Shackle Ø (mm)	No. of Carriage Bolt Holes	Carriage Bolt Ø (mm)	Product Code	Pack Qty (pcs)	Carton Qty (packs)	Product Code	Pack Qty (pcs)	Carton Qty (packs)
(BL)	(BL)		(BT)	(PS)	(SKS)	(PSD)	FIXINGS INFO.		PLAIN BAG EXCLUDES FIXINGS			TAURUS BAG TIMco FIXINGS INCLUDED		
Epoxy Black														
7.2	185	9	60	105 x 72	76 x 25	8	8	M6	282456	1	80	287114	1	10
Zinc														
7.2	185	9	60	105 x 72	76 x 25	8	8	M6	282789	1	80	287585	1	10
TYPE - BTB / BTP									SUB TYPE - BTB04					
L = LENGTH, W = WIDTH, Ø = DIAMETER									SUB TYPE - BTPO4					


TYPE - BTB / BTP

L = LENGTH, W = WIDTH, Ø = DIAMETER


SUB TYPE - BTB04

SUB TYPE - BTP04

Heavy Cross Pattern Door Bolt



Heavy cross pattern bolts are typically used for securing large garage doors and gates in industrial and agricultural applications. They are extremely strong, padlockable and fixed with carriage bolts for high security.




BL												Product Code	Pack Qty (pcs)	Carton Qty (packs)
Bolt Length (inch)	Bolt Length (mm)	Bolt Ø (mm)	Bolt Throw (mm)	Plate Size L x W (mm)	Staple Keep Size L x W (mm)	Staple Plate Size L x W (mm)	Max. Padlock Shackle Ø (mm)	No. of Carriage Bolt Holes	Carriage Bolt Ø (mm)	No. of Screw Holes	Screw Ø (mm)			
(BL)	(BL)		(BT)	(PS)	(SKS)	(SPS)	(PSD)	FIXINGS INFO.				PLAIN BAG EXCLUDES FIXINGS		
Hot Dipped Galvanised														
12	300	16	70	316 x 64	95 x 64	65 x 55	16	6	M8	14	5.0	282639	1	2
18	450	16	150	465 x 64	145 x 64	65 x 55	16	6	M8	14	5.0	282264	1	2
24	600	16	190	600 x 64	145 x 64	65 x 55	16	6	M8	14	5.0	282852	1	2

TYPE - BTB

L = LENGTH, W = WIDTH, Ø = DIAMETER

SUB TYPE - BTB05

Spring Loaded Animal Bolt



Ideal for securing flush mounted stable doors and gates in a close position. They are spring loaded to prevent animals working the bolt loose and escaping. Our animal bolts come supplied with a staple keep.




1 2 3 4 5
URBAN & INDUSTRIAL AREAS
WITH A LOW SALT ATMOSPHERE
Hot Dipped Galvanised

Bolt Length (inch)	Bolt Length (mm)	Bolt Ø (mm)	Bolt Throw (mm)	Plate Size L x W (mm)	Staple Plate Size L x W (mm)	No. of Screw Holes	Screw Ø (mm)
(BL)	(BL)		(BT)	(PS)	(PS)	FIXINGS INFO.	
Hot Dipped Galvanised							
5.7	143	10	40	70 x 40	50 x 50	8	5.0
9	225	12	65	118 x 40	50 x 50	8	5.0
9.5	242	16	65	130 x 50	65 x 55	8	5.0
TYPE - BTB / BTP				L = LENGTH, W = WIDTH, Ø = DIAMETER			

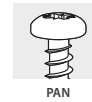
Product Code	Bag Qty	Carton Qty	Product Code	Pack Qty (pcs)	Carton Qty (packs)
PLAIN BAG EXCLUDES FIXINGS			TAURUS BAG TIMCO FIXINGS INCLUDED		
282454	1	20	287878	1	5
282565	1	20	287663	1	5
282417	1	20	-	-	-

SUB TYPE - BTB06 SUB TYPE - BTP05

Spring Chain Bolt



Spring garage chain bolts are ideal for securing the top of garage doors or gates. The bolt remains closed under spring tension and features a 450mm long pull chain for easy operation to release the bolt.




1 2 3 4 5
OCCASIONALLY DAMP/WET,
RURAL AND SHELTERED AREAS.
Epoxy Black Zinc

Square Bolt (mm)	Bolt Throw (mm)	Plate Size L x W (mm)	Flat Keep Size L x W (mm)	Flat Keep Hole Size L x W (mm)	Chain Length (inch)	Chain Length (mm)	No. of Screw Holes	Screw Ø (mm)
	(BT)	(PS)	(FKS)	(KHS)			FIXINGS INFO.	
Epoxy Black								
16 x 16	30	188 x 56	63 x 51	18 x 18	18	450	8	4.0
Zinc								
16 x 16	30	188 x 56	63 x 51	18 x 18	18	450	8	4.0
TYPE - BTB / BTP							L = LENGTH, W = WIDTH, Ø = DIAMETER	

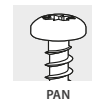
Product Code	Pack Qty (pcs)	Carton Qty (packs)	Product Code	Pack Qty (pcs)	Carton Qty (packs)
PLAIN BAG EXCLUDES FIXINGS			TAURUS BAG TIMCO FIXINGS INCLUDED		
CB18BB	1	5	CB18BP	1	10
CB18ZB	1	5	CB18ZP	1	10

SUB TYPE - BTB06 SUB TYPE - BTP05

Foot Bolt



Garage foot bolts are used for securing the bottom of garage doors and gates. They are foot operated making them ideal for environments where a hands free operation is needed.



1 2 3 4 5
OCCASIONALLY DAMP/WET,
RURAL AND SHELTERED AREAS.
Epoxy Black Zinc

Bolt Length (inch)	Bolt Length (mm)	Square Bolt (mm)	Bolt Throw (mm)	Plate Size L x W (mm)	Flat Keep Size L x W (mm)	Flat Keep Hole Size L x W (mm)	No. of Screw Holes	Screw Ø (mm)
(BL)	(BL)		(BT)	(PS)	(FKS)	(KHS)	FIXINGS INFO.	
Epoxy Black								
8	200	16 x 16	30	188 x 52	49 x 49	18 x 18	8	4.0
Zinc								
8	200	16 x 16	30	188 x 52	49 x 49	18 x 18	8	4.0


TYPE - RTR / RTP

L = LENGTH, W = WIDTH, Ø = DIAMETER

Product Code	Pack Qty (pcs)	Carton Qty (packs)	Product Code	Pack Qty (pcs)	Carton Qty (packs)
PLAIN BAG EXCLUDES FIXINGS			TAURUS BAG TIMCO FIXINGS INCLUDED		
GFB8BB	1	30	GFB8BP	1	8
GFB8ZB	1	30	GFB8ZP	1	8

SUB TYPE - BTB07 SUB TYPE - BTP06

Monkey Tail Bolt



Monkey tail bolts are ideal for securing the top and / or bottom of gates and doors. They feature an extended length handle for ease of operation and remain closed under tension. Supplied with a flat plate keep and staple keep for fitting in either flush frame mounting, recess frame mounting or floor mounting applications.



1 2 3 4 5
OCCASIONALLY DAMP/WET,
RURAL AND SHELTERED AREAS.
Epoxy Black

1 2 3 4 5
URBAN & INDUSTRIAL AREAS WITH
A MODERATE SALT ATMOSPHERE
Hot Dipped Galvanised

Bolt Length (inch)	Bolt Length (mm)	Square Bolt (mm)	Bolt Throw (mm)	Plate Size L x W (mm)	Staple Keep Size L x W (mm)	Flat Keep Size L x W (mm)	Flat Keep Hole Size (mm)	No. of Screw Holes	Screw Ø (mm)
(BL)	(BL)		(BT)	(PS)	(SKS)	(FKS)	(KHS)	FIXINGS INFO.	
Epoxy Black									
12	300	16 x 16	70	200 x 50	51 x 31	49 x 49	16 x 16	10	4.0
18	450	16 x 16	70	250 x 50	51 x 31	49 x 49	16 x 16	10	4.0
Hot Dipped Galvanised									
12	300	16 x 16	70	200 x 50	51 x 31	49 x 49	16 x 16	10	4.0
18	450	16 x 16	70	250 x 50	51 x 31	49 x 49	16 x 16	10	4.0

TYPE - BTB / BTP


L = LENGTH, W = WIDTH, Ø = DIAMETER

Product Code	Pack Qty (pcs)	Carton Qty (packs)	Product Code	Pack Qty (pcs)	Carton Qty (packs)
PLAIN BAG EXCLUDES FIXINGS			TAURUS BAG TIMCO FIXINGS INCLUDED		
MBS12BB	1	20	MBS12BP	1	15
MBS18BB	1	20	MBS18BP	1	15
MBS12GB	1	20	MBS12GP	1	15
MBS18GB	1	20	MBS18GP	1	15

SUB TYPE - BTB08

SUB TYPE - BTP07

Bow Handle Bolt



Bow handle bolts are ideal for securing the top and/or bottom of gates and doors. They feature an extended length bow shaped handle for ease of operation and remain closed under tension.



1 2 3 4 5
OCCASIONALLY DAMP/WET,
RURAL AND SHELTERED AREAS.
Epoxy Black

1 2 3 4 5
URBAN & INDUSTRIAL AREAS WITH
A MODERATE SALT ATMOSPHERE
Hot Dipped Galvanised

Bolt Length (inch)	Bolt Length (mm)	Square Bolt (mm)	Bolt Throw (mm)	Plate Size L x W (mm)	Staple Keep Size L x W (mm)	Flat Keep Size L x W (mm)	Flat Keep Hole Size (mm)	No. of Screw Holes	Screw Ø (mm)
(BL)	(BL)		(BT)	(PS)	(SKS)	(FKS)	(KHS)	FIXINGS INFO.	
Epoxy Black									
12	300	16 x 16	70	180 x 50	51 x 31	49 x 49	16 x 16	10	4.0
18	450	16 x 16	70	220 x 50	51 x 31	49 x 49	16 x 16	10	4.0
Hot Dipped Galvanised									
12	300	16 x 16	70	200 x 50	51 x 31	49 x 49	16 x 16	10	4.0
18	450	16 x 16	70	250 x 50	51 x 31	49 x 49	16 x 16	10	4.0
TYPE - BTB / BTP									
L = LENGTH, W = WIDTH, Ø = DIAMETER									

TYPE - BTB / BTP


L = LENGTH, W = WIDTH, Ø = DIAMETER

Product Code	Pack Qty (pcs)	Carton Qty (packs)	Product Code	Pack Qty (pcs)	Carton Qty (packs)
PLAIN BAG EXCLUDES FIXINGS			TAURUS BAG TIMCO FIXINGS INCLUDED		
282582	1	24	287665	1	5
282951	1	12	287332	1	5
282998	1	24	287771	1	5
282114	1	12	287117	1	5

SUB TYPE - BTB08

SUB TYPE - BTP07

Cane Bolt



Ideal for lightweight gates, garages and shed doors in light domestic applications. Supplied with socket bolt keep.



1 2 3 4 5
OCCASIONALLY DAMP/WET,
RURAL AND SHELTERED AREAS.
Epoxy Black

Bolt Length (inch)	Bolt Length (mm)	Bolt Ø (mm)	Plate Size L x W (mm)	Socket Keep Size Ø (mm)	No. of Screw Holes	Screw Ø (mm)
(BL)	(BL)		(PS)	(SKS)	FIXINGS INFO.	
Epoxy Black						
12	300	12	75 x 40	16	4	4.0
TYPE - RTR / RTP			L = LENGTH, W = WIDTH, Ø = DIAMETER			

TYPE - BTB / BTP

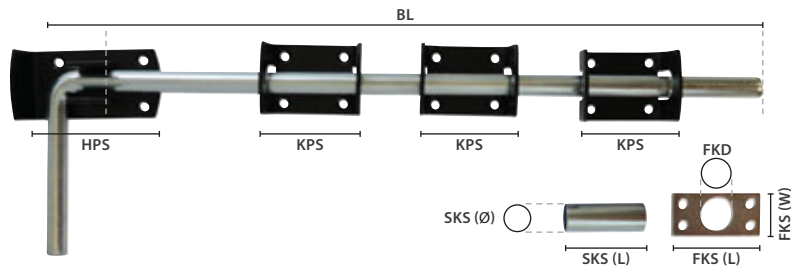
L = LENGTH, W = WIDTH, Ø = DIAMETER

Product Code	Pack Qty (pcs)	Carton Qty (packs)	Product Code	Pack Qty (pcs)	Carton Qty (packs)
PLAIN BAG EXCLUDES FIXINGS			TAURUS BAG TIMCO FIXINGS INCLUDED		
282159	1	10	287254	1	10

SUB TYPE - BTB08

SUB TYPE - BTP07

Garage Drop Down Bolt



Ideal for securing the bottom of gates and doors in domestic and industrial applications. Extended bolt length for ease of operation and an adjustable bolt throw by moving the keep position.



1 2 3 4 5
OCCASIONALLY DAMP/WET,
RURAL AND SHELTERED AREAS.

1 2 3 4 5
URBAN & INDUSTRIAL AREAS WITH
A MODERATE SALT ATMOSPHERE

Epoxy Black

Hot Dipped Galvanised

Bolt Length (inch)	Bolt Length (mm)	Bolt Ø (mm)	Handle Plate Size (mm)	Keep Plate Size L x W (mm)	Flat Keep Size L x W (mm)	Flat Keep Hole Ø (mm)	Socket Keep Size Ø x L (mm)	No. of Screw Holes	Screw Ø (mm)	Product Code	Pack Qty (pcs)	Carton Qty (packs)	Product Code	Pack Qty (pcs)	Carton Qty (packs)		
(BL)	(BL)		(HPS)	(KPS)	(FKS)	(FKD)	(SKS)	FIXINGS INFO.		PLAIN BAG EXCLUDES FIXINGS			TAURUS BAG TIMco FIXINGS INCLUDED				
Epoxy Black																	
12	300	14	45 x 88	45 x 64	60 x 29	20	19 x 50	16	4.0	DDB12BB	1	20	DDB12BP	1	15		
18	450	14	45 x 88	45 x 64	60 x 29	20	19 x 50	20	4.0	DDB18BB	1	16	DDB18BP	1	15		
Hot Dipped Galvanised																	
12	300	14	45 x 88	45 x 64	60 x 29	20	19 x 50	16	4.0	DDB12GB	1	20	DDB12GP	1	15		
18	450	14	45 x 88	45 x 64	60 x 29	20	19 x 50	20	4.0	DDB18GB	1	16	DDB18GP	1	15		
TYPE - BTB / BTP										L = LENGTH, W = WIDTH, Ø = DIAMETER			SUB TYPE - BTB08			SUB TYPE - BTP07	


TYPE - BTB / BTP

L = LENGTH, W = WIDTH, Ø = DIAMETER

SUB TYPE - BTB08

SUB TYPE - BTP07

Heavy Locking Drop Down Bolt



Ideal for securing the bottom of gates and doors in commercial and industrial applications. The bolts are pad-lockable and fixed with carriage bolts for added security. Extended bolt length for ease of operation and an adjustable bolt throw by moving the keep position.



1 2 3 4 5
URBAN & INDUSTRIAL AREAS WITH
A MODERATE SALT ATMOSPHERE

Hot Dipped Galvanised

Bolt Length (inch)	Bolt Length (mm)	Bolt Ø (mm)	Plate Size L x W (mm)	Flat Keep Size L x W (mm)	Flat Keep Hole Ø (mm)	Socket Keep Size Ø x L (mm)	Staple Keep Plate Size L x W (mm)	Max. Padlock Shackle Ø (mm)	No. of Carriage Bolt Holes	Carriage Bolt Ø (mm)	No. of Screw Holes	Screw Ø (mm)	Product Code	Pack Qty (pcs)	Carton Qty (packs)
(BL)	(BL)	(PS)	(FKS)	(FKD)	(SKS)	(SPS)	(PSD)	FIXINGS INFO.			TAURUS BAG TIMCO FIXINGS INCLUDED				
18	450	14	95 x 64	60 x 29	20	19 x 50	50 x 50	16	4	M6	16	4.0	LDD18GP	1	10

TYPE - BTB

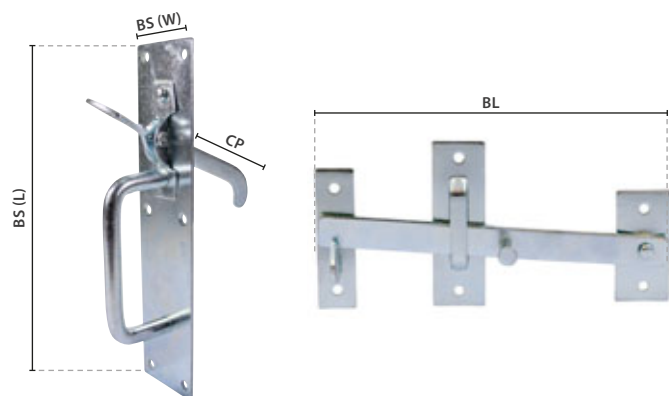
L = LENGTH, W = WIDTH, Ø = DIAMETER

SUB TYPE - BTP07



Latches & Catches

Medium Suffolk Latch - Short Thumb Bit



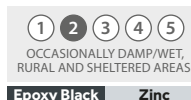
For use on light domestic gates. External handle allows gate to be opened from the outside.



COUNTERSUNK



PAN



OCCASIONALLY DAMP/WET, RURAL AND SHELTERED AREAS.

URBAN & INDUSTRIAL AREAS WITH A MODERATE SALT ATMOSPHERE

Hot Dipped Galvanised

Zinc

Epoxy Black

Bar Length (mm)	Backplate Size L x W (mm)	Catch Projection (mm)	Max. Gate Thickness (mm)	No. of Screw Holes	Screw Ø (mm)
(BL)	(BS)	(CP)		FIXINGS INFO.	
Epoxy Black					
185	205 x 45	80	50	12	4.0
Zinc					
185	205 x 45	80	50	12	4.0
Hot Dipped Galvanised					
185	205 x 45	80	50	12	4.0

TYPE - LCB / LCP

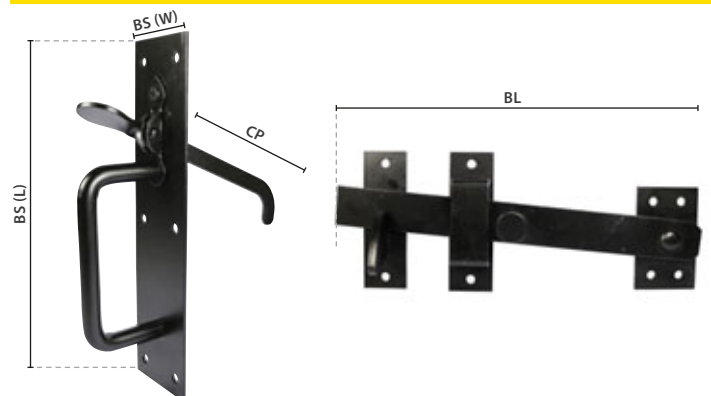
L = LENGTH, W = WIDTH, Ø = DIAMETER

Product Code	Pack Qty (pcs)	Carton Qty (packs)	Product Code	Pack Qty (pcs)	Carton Qty (packs)
PLAIN BAG EXCLUDES FIXINGS			TAURUS BAG TIMCO FIXINGS INCLUDED		
SLMBB	1	40	SLMBP	1	5
SLMZB	1	40	SLMZP	1	5
SLMGB	1	40	SLMGP	1	5

SUB TYPE - LCB01

SUB TYPE - LCP01

Heavy Suffolk Latch - Long Thumb Bit



For use on heavy domestic gates. External handle allows the gate to be opened from the outside.



COUNTERSUNK



PAN



OCCASIONALLY DAMP/WET, RURAL AND SHELTERED AREAS.

URBAN & INDUSTRIAL AREAS WITH A MODERATE SALT ATMOSPHERE

Hot Dipped Galvanised

Zinc

Epoxy Black

Bar Length (mm)	Backplate Size L x W (mm)	Catch Projection (mm)	Max. Gate Thickness (mm)	No. of Screw Holes	Screw Ø (mm)
(BL)	(BS)	(CP)		FIXINGS INFO.	
Epoxy Black					
203	219 x 50	110	75	14	4.0
Hot Dipped Galvanised					
203	219 x 50	110	75	14	4.0


TYPE - LCB / LCP

L = LENGTH, W = WIDTH, Ø = DIAMETER

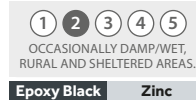
Product Code	Pack Qty (pcs)	Carton Qty (packs)
PLAIN BAG EXCLUDES FIXINGS		
523369	1	30
523585	1	30

SUB TYPE - LCB01

Ring Gate Latch



For use on light domestic gates. External handle allows the gate to be opened from the outside.



Size (inch)	Size (mm)	Bar Length (mm)	Backplate Size L x W (mm)	Spindle Length (mm)	Max. Gate Thickness (mm)	No. of Screw Holes	Screw Dia. (mm)
		(BL)	(BS)	(SL)	FIXINGS INFO.		
Epoxy Black							
6	150	150	70 x 70	100	75	12	4.0
Zinc							
6	150	150	70 x 70	100	75	12	4.0
Hot Dipped Galvanised							
6	150	150	70 x 70	100	75	12	4.0
TYPE - LCB / LCP						L = LENGTH, W = WIDTH, Ø = DIAMETER	

TYPE - LCB / LCP


L = LENGTH, W = WIDTH, Ø = DIAMETER

Product Code	Pack Qty (pcs)	Carton Qty (packs)	Product Code	Pack Qty (pcs)	Carton Qty (packs)
PLAIN BAG EXCLUDES FIXINGS			TAURUS BAG TIMCO FIXINGS INCLUDED		
RGL6BB	1	20	RGL6BP	1	8
RGL6ZB	1	20	RGL6ZP	1	8
RGL6GB	1	20	RGL6GP	1	8

SUB TYPE - LCB02

SUB TYPE - LCP02

Twisted Ring Gate Latch



For use on light domestic gates. External handle allows the gate to be opened from the outside. The twisted pattern ring handle adds a decorative feature.



Size (inch)	Size (mm)	Bar Length (mm)	Backplate Size L x W (mm)	Spindle Length (mm)	Max. Gate Thickness (mm)	No. of Screw Holes	Screw Ø (mm)
		(BL)	(BS)	(SL)	FIXINGS INFO.		
Epoxy Black							
6	150	150	70 x 70	100	75	12	4.0
Hot Dipped Galvanised							
6	150	150	70 x 70	100	75	12	4.0
TYPE - LCB / LCP						L = LENGTH, W = WIDTH, Ø = DIAMETER	

TYPE - LCB / LCP

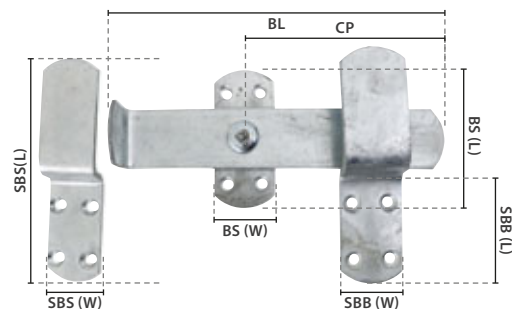
L = LENGTH, W = WIDTH, Ø = DIAMETER

Product Code	Pack Qty (pcs)	Carton Qty (packs)	Product Code	Pack Qty (pcs)	Carton Qty (packs)
PLAIN BAG EXCLUDES FIXINGS			TAURUS BAG TIMCO FIXINGS INCLUDED		
TRGL6BB	1	30	TRGL6BP	1	8
TRGL6GB	1	20	TRGL6GP	1	8

SUB TYPE - LCB02

SUB TYPE - LCP02

Kick Over Stable Latch



Kick over stable latches are ideal for stables and agricultural applications where a hands free operation is required.



Size (inch)	Size (mm)	Bar Length (mm)	Backplate Size L x W (mm)	Seat Brackets Size L x W (mm)	Seat Brackets Backplate Size L x W (mm)	Catch Projection (mm)	No. of Screw Holes	Screw Ø (mm)
		(BL)	(BS)	(SBS)	(SBB)	(CP)	FIXINGS INFO.	
Hot Dipped Galvanised								
9 ½	240	240	110 x 45	45 x 170	45 x 80	140	12	5.0
TYPE - FGC		L = LENGTH, W = WIDTH, Ø = DIAMETER						


TYPE - FGC

L = LENGTH, W = WIDTH, Ø = DIAMETER

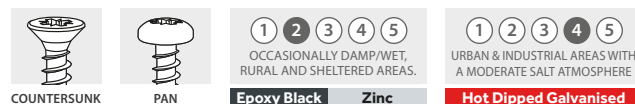
Product Code	Pack Qty (pcs)	Carton Qty (packs)
TAURUS BAG TIMCO FIXINGS INCLUDED		
KOSLG	1	10

SUB TYPE - FGC01

Automatic Gate Catch



Automatically latches when the gate is shut and are pad-lockable for added security. Ideal for use in light domestic applications.



Size (inch)	Size (mm)	Bar Length (mm)	Backplate Size L x W (mm)	Catch Projection (mm)	Max. Padlock Shackle Ø (mm)	No. of Screw Holes	Screw Ø (mm)	Product Code	Pack Qty (pcs)	Carton Qty (packs)	Product Code	Pack Qty (pcs)	Carton Qty (packs)
FIXINGS INFO.								PLAIN BAG EXCLUDES FIXINGS			TAURUS BAG TIMCO FIXINGS INCLUDED		
Epoxy Black													
2	50	110	50 x 50	50	7	6	4.0	AGLMBB	1	120	AGLMBP	1	10
Zinc													
2	50	110	50 x 50	50	7	6	4.0	AGLMZB	1	120	AGLMZP	1	10
Hot Dipped Galvanised													
2	50	110	50 x 50	50	7	6	4.0	AGLMGB	1	100	AGLMGP	1	10


TYPE - LCB / LCP

L = LENGTH, W = WIDTH, Ø = DIAMETER

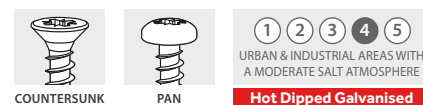
SUB TYPE - LCB03

SUB TYPE - LCP03

Heavy Automatic Gate Catch



Automatically latches when the gate is shut and are pad-lockable for added security. Ideal for use in heavy domestic, commercial and agricultural applications.



Size (inch)	Size (mm)	Bar Length (mm)	Backplate Size L x W (mm)	Catch Projection (mm)	Max. Padlock Shackle Ø (mm)	No. of Screw Holes	Screw Ø (mm)	Product Code	Pack Qty (pcs)	Carton Qty (packs)	Product Code	Pack Qty (pcs)	Carton Qty (packs)
FIXINGS INFO.								PLAIN BAG EXCLUDES FIXINGS			TAURUS BAG TIMCO FIXINGS INCLUDED		
Hot Dipped Galvanised													
2	50	115	50 x 60	60	7	6	4.0	AGLHGB	1	60	AGLHGP	1	10

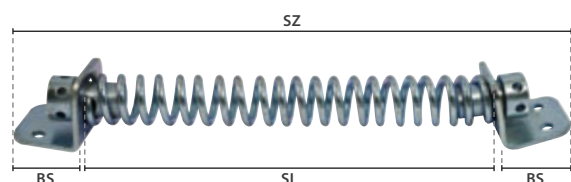
TYPE - LCB / LCP

L = LENGTH, W = WIDTH, Ø = DIAMETER

SUB TYPE - LCB03

SUB TYPE - LCP03

Gate Spring



Gate springs provide automatic closure for single action gates. The spring tension is adjustable for increasing or decreasing the gate closing force.



Size (inch)	Size (mm)	Spring Length (mm)	Backplate Size (mm)	No. of Screw Holes	Screw Ø (mm)	Product Code	Pack Qty (pcs)	Carton Qty (packs)	Product Code	Pack Qty (pcs)	Carton Qty (packs)
(SZ)	(SZ)	(SL)	(BS)	FIXINGS INFO.		PLAIN BAG EXCLUDES FIXINGS			TAURUS BAG TIMco FIXINGS INCLUDED		
Epoxy Black											
8	200	141	30 x 30	4	4.0	GS8BB	1	80	GS8BP	1	15
10	250	191	30 x 30	4	4.0	GS10BB	1	80	GS10BP	1	10
Zinc											
8	200	141	30 x 30	4	4.0	GS8ZB	1	80	GS8ZP	1	15
10	250	191	30 x 30	4	4.0	GS10ZB	1	80	GS10ZP	1	10
TYPE - 1CB / 1CP						SUBTYPE - 1CB04			SUBTYPE - 1CP04		
L = LENGTH, W = WIDTH, Ø = DIAMETER											

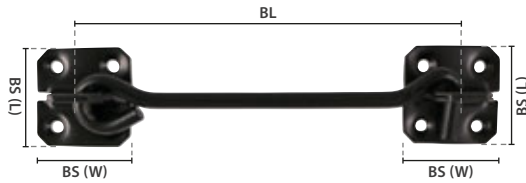
TYPE - LCB / LCP

L = LENGTH, W = WIDTH, Ø = DIAMETER

SUB TYPE - LCB04

SUB TYPE - LCP04

Cabin Hook Wire Pattern



Ideal for retaining doors and gates in an open position in light domestic applications.



1 2 3 4 5
OCCASIONALLY DAMP/WET,
RURAL AND SHELTERED AREAS.

Epoxy Black **Zinc**

Size (inch)	Size (mm)	Bar Length (mm)	Backplate Size L x W (mm)	No. of Screw Holes	Screw Ø (mm)	Product Code	Pack Qty (pcs)	Carton Qty (packs)	Product Code	Pack Qty (pcs)	Carton Qty (packs)	
						PLAIN BAG EXCLUDES FIXINGS	TAURUS BAG TIMco FIXINGS INCLUDED					
(BL)						(BS)	FIXINGS INFO.					
Epoxy Black												
4	100	100	40 x 40	8	4.0	WCH4BB	1	200	WCH4BP	1	10	
6	150	150	40 x 40	8	4.0	WCH6BB	1	160	WCH6BP	1	10	
8	200	200	40 x 40	8	4.0	WCH8BB	1	120	WCH8BP	1	10	
10	250	250	40 x 40	8	4.0	WCH10BB	1	120	-	-	-	
12	300	300	40 x 40	8	4.0	WCH12BB	1	100	-	-	-	
Zinc												
4	100	100	40 x 40	8	4.0	WCH4ZB	1	200	WCH4ZP	1	10	
6	150	150	40 x 40	8	4.0	WCH6ZB	1	160	WCH6ZP	1	10	
8	200	200	40 x 40	8	4.0	WCH8ZB	1	120	WCH8ZP	1	10	
10	250	250	40 x 40	8	4.0	WCH10ZB	1	120	-	-	-	
12	300	300	40 x 40	8	4.0	WCH12ZB	1	100	-	-	-	
TYPE - LCB / LCP						L = LENGTH, W = WIDTH, Ø = DIAMETER			SUB TYPE - LCB05			SUB TYPE - LCP05


TYPE - LCB / LCP

L = LENGTH, W = WIDTH, Ø = DIAMETER

SUB TYPE - LCB05

SUB TYPE - LCP05

Cabin Hook Cast Iron



Ideal for retaining doors and gates in an open position in heavy domestic and agricultural applications. Made from cast iron for added strength and durability.

1 2 3 4 5
OCCASIONALLY DAMP/WET,
RURAL AND SHELTERED AREAS.

Epoxy Black

1 2 3 4 5
URBAN & INDUSTRIAL AREAS WITH
A MODERATE SALT ATMOSPHERE

Hot Dipped Galvanised

Size (inch)	Size (mm)	Bar Length (mm)	Backplate Size L x W (mm)	No. of Screw Holes	Screw Ø (mm)	Product Code	Pack Qty (pcs)	Carton Qty (packs)	Product Code	Pack Qty (pcs)	Carton Qty (packs)
						PLAIN BAG EXCLUDES FIXINGS			TAURUS BAG TIMco FIXINGS INCLUDED		
Epoxy Black											
3	75	75	45 x 45	4	4.0	523467	1	200	527115	1	10
4	100	100	45 x 45	4	4.0	523258	1	200	527225	1	10
6	150	150	45 x 45	4	4.0	523963	1	150	527998	1	10
8	200	200	45 x 45	4	4.0	523458	1	100	527651	1	10
10	250	250	45 x 45	4	4.0	523957	1	50	527478	1	10
12	300	300	45 x 45	4	4.0	523326	1	50	-	-	-
Hot Dipped Galvanised											
3	75	75	45 x 45	4	4.0	523656	1	200	527568	1	10
4	100	100	45 x 45	4	4.0	523219	1	200	527541	1	10
6	150	150	45 x 45	4	4.0	523953	1	150	527114	1	10
8	200	200	45 x 45	4	4.0	523632	1	100	527554	1	10
10	250	250	45 x 45	4	4.0	523454	1	50	527665	1	10
12	300	300	45 x 45	4	4.0	523565	1	50	-	-	-

TYPE - LCB / LCP

L = LENGTH, W = WIDTH, Ø = DIAMETER

SUB TYPE - LCB05

SUB TYPE - LCP05

TYPE - LCB / LCP

L = LENGTH, W = WIDTH, Ø = DIAMETER

SUB TYPE - LCB05

SUB TYPE - LCP05

Turn Button Cast Iron



Turn buttons are used for holding flush fitting doors and gates closed.

NOTE: Use a 4.0 x 30mm screw to attach to door/gate

1 2 3 4 5 OCCASIONALLY DAMP/WET, RURAL AND SHELTERED AREAS.	1 2 3 4 5 URBAN & INDUSTRIAL AREAS WITH A MODERATE SALT ATMOSPHERE
Epoxy Black	Hot Dipped Galvanised

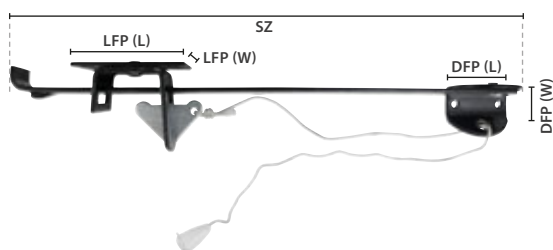
Size (inch)	Size (mm)	Product Code	Pack Qty (pcs)	Carton Qty (packs)	Product Code	Pack Qty (pcs)	Carton Qty (packs)
		PLAIN BAG EXCLUDES FIXINGS			TAURUS BAG TIMco FIXINGS INCLUDED		
Epoxy Black							
2	50	TB2BB	1	600	TB2BP	1	20
Hot Dipped Galvanised							
2	50	TB2GB	1	600	TB2GP	1	20
TYPE - 1CB / 1CP		SUB TYPE - 1CR06			SUB TYPE - 1CP06		

TYPE - LCB / LCP

SUB TYPE - LCB06

SUB TYPE - LCP06

Junior Garage Door Holder



Ideal for holding open garage and shed doors below 900mm wide. Angle of opening can be varied by adjusting the distance of the lintel bracket from the hinge edge. The hold open device automatically engages when the door is opened and released by pulling the cord. Ideal for applications where the door cannot be propped open or hands free operation is needed. Mounts to the underside of the lintel and requires a minimum lintel width of 60mm.



1 2 3 4 5
OCCASIONALLY DAMP/WET,
RURAL AND SHELTERED AREAS.

Epoxy Black

Size (inch)	Size (mm)	To Suit Lintel Type	Lintel Fixing Plate Size W x L (mm)	Door Fixing Plate Size L x W (mm)	Cord Length (mm)	No. of Screw Holes	Screw Ø (mm)	Product Code	Pack Qty (pcs)	Carton Qty (packs)
(SZ)	(SZ)		(LFP)	(DFP)				PLAIN BAG		
								EXCLUDES FIXINGS		
15	375	Wide	45 x 80	58 x 21	1020	8	4.0	523114	1	20
TYPE - GAB SUB TYPE - GAB07										

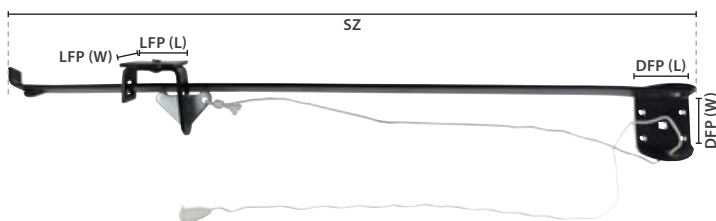
Epoxy Black

TYPE - GAB

L = LENGTH, W = WIDTH, Ø = DIAMETER

SUB TYPE - GAB07

Senior Garage Door Holder - Wide Lintel



Ideal for holding open garage and barn doors over 900mm wide in an open position. Angle of opening can be varied by adjusting the distance of the lintel bracket from the hinge edge. The hold open device automatically engages when the door is opened and released by pulling the cord. Ideal for applications where the door cannot be propped open or hands free operation is needed. Mounts to the underside of the lintel and requires minimum lintel width of 60mm.



1 2 3 4 5
OCCASIONALLY DAMP/WET,
RURAL AND SHELTERED AREAS.

Epoxy Black

Size (inch)	Size (mm)	To Suit Lintel Type	Lintel Fixing Plate Size W x L (mm)	Door Fixing Plate Size L x W (mm)	Cord Length (mm)	No. of Screw Holes	Screw Ø (mm)	Product Code	Pack Qty (pcs)	Carton Qty (packs)
(SZ)	(SZ)		(LFP)	(DFP)				PLAIN BAG		
								EXCLUDES FIXINGS		
24	635	Wide	45 x 80	47 x 58	1020	8	4.0	523417	1	20
TYPE - GAB SUB TYPE - GAB07										

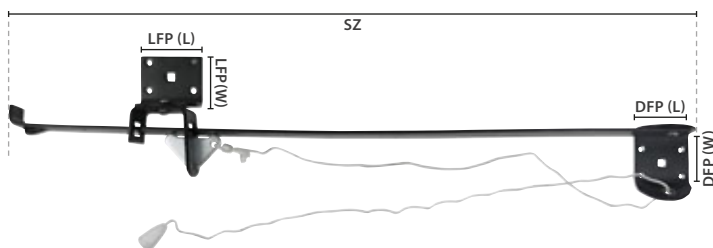
Epoxy Black

TYPE - GAB

L = LENGTH, W = WIDTH, Ø = DIAMETER

SUB TYPE - GAB07

Senior Garage Door Holder - Narrow Lintel



Ideal for holding open garage and barn doors over 900mm wide in an open position. Angle of opening can be varied by adjusting the distance of the lintel bracket from the hinge edge. The hold open device automatically engages when the door is opened and released by pulling the cord. Ideal for applications where the door cannot be propped open or hands free operation is needed. Mounts to the side of the lintel and requires a minimum lintel depth of 60mm.



1 2 3 4 5
OCCASIONALLY DAMP/WET,
RURAL AND SHELTERED AREAS.

Epoxy Black

Size (inch)	Size (mm)	To Suit Lintel Type	Lintel Fixing Plate Size W x L (mm)	Door Fixing Plate Size L x W (mm)	Cord Length (mm)	No. of Screw Holes	Screw Ø (mm)	Product Code	Pack Qty (pcs)	Carton Qty (packs)
(SZ)	(SZ)		(LFP)	(DFP)				PLAIN BAG		
								EXCLUDES FIXINGS		
24	635	Narrow	44 x 58	47 x 58	660	8	4.0	523998	1	20
TYPE - GAB SUB TYPE - GAB07										

Epoxy Black


TYPE - GAB

L = LENGTH, W = WIDTH, Ø = DIAMETER

SUB TYPE - GAB07

Hasps & Staples

Wire Pattern Hasp & Staple



A low security lightweight hasp and staple for sheds and toolboxes in light domestic applications.



COUNTERSUNK

1 2 3 4 5
OCCASIONALLY DAMP/WET,
RURAL AND SHELTERED AREAS.

Epoxy Black

Zinc

Size (inch)	Size (mm)	Fixing Plate Size W x L (mm)	Hasp Plate Size L x W (mm)	Staple Plate Size L x W (mm)	Max. Padlock Shackle Ø (mm)	No. of Screw Holes	Screw Ø (mm)
(SZ)	(SZ)	(FPS)	(HSP)	(SPS)	(PSD)	FIXINGS INFO.	
Epoxy Black							
3	75	35 x 30	45 x 12	25 x 25	6	7	3.5
4	100	40 x 35	65 x 12	25 x 30	6	7	3.5
6	150	57 x 45	100 x 16	45 x 35	6	8	3.5
Zinc							
3	75	35 x 30	45 x 12	25 x 25	6	7	3.5
4	100	40 x 35	65 x 12	25 x 30	6	7	3.5
6	150	57 x 45	100 x 16	45 x 35	6	8	3.5

TYPE - HSB / HSP


L = LENGTH, W = WIDTH, Ø = DIAMETER

Product Code	Pack Qty (pcs)	Carton Qty (packs)	Product Code	Pack Qty (pcs)	Carton Qty (packs)
PLAIN BAG EXCLUDES FIXINGS			TAURUS BAG TIMCO FIXINGS INCLUDED		
WHS3BB	1	500	-	-	-
WHS4BB	1	400	WHS4BP	1	10
WHS6BB	1	200	WHS6BP	1	10
WHS3ZB	1	500	-	-	-
WHS4ZB	1	400	WHS4ZP	1	10
WHS6ZB	1	200	WHS6ZP	1	10

SUB TYPE - HSB01

SUB TYPE - HSP01

Safety Pattern Hasp & Staple



A low security hasp and staple for light domestic gates and shed doors.



COUNTERSUNK

1 2 3 4 5
OCCASIONALLY DAMP/WET,
RURAL AND SHELTERED AREAS.

Epoxy Black

Zinc

Size (inch)	Size (mm)	Fixing Plate Size L x W (mm)	Hasp Plate Size L x W (mm)	Staple Plate Size L x W (mm)	Max. Padlock Shackle Ø (mm)	No. of Screw Holes	Screw Ø (mm)
		(FPS)	(HSP)	(SPS)	(PSD)	FIXINGS INFO.	
Epoxy Black							
3	75	30 x 40	76 x 39	40 x 40	10	6	4.0
4 ½	115	40 x 40	114 x 39	40 x 40	10	8	4.0
6	150	58 x 40	150 x 38	40 x 40	10	8	4.0
Zinc							
3	75	30 x 40	76 x 39	40 x 40	10	6	4.0
4 ½	115	40 x 40	114 x 39	40 x 40	10	8	4.0
6	150	58 x 40	150 x 38	40 x 40	10	8	4.0

TYPE - HSB / HSP


L = LENGTH, W = WIDTH, Ø = DIAMETER

Product Code	Pack Qty (pcs)	Carton Qty (packs)	Product Code	Pack Qty (pcs)	Carton Qty (packs)
PLAIN BAG EXCLUDES FIXINGS			TAURUS BAG TIMCO FIXINGS INCLUDED		
HS3BB	1	160	HS3BP	1	15
HS4BB	1	100	HS4BP	1	15
HS6BB	1	120	HS6BP	1	5
HS3ZB	1	160	HS3ZP	1	15
HS4ZB	1	100	HS4ZP	1	15
HS6ZB	1	120	HS6ZP	1	5

SUB TYPE - HSB02

SUB TYPE - HSP02

Heavy Secure Bolt On Hasp & Staple



A high security, heavy duty hasp and staple for sheds, gates and doors in heavy domestic, commercial and agricultural applications. Bolt fixed for additional security.



COUNTERSUNK

1 2 3 4 5
OCCASIONALLY DAMP/WET,
RURAL AND SHELTERED AREAS.

Epoxy Black

1 2 3 4 5
URBAN & INDUSTRIAL AREAS WITH
A MODERATE SALT ATMOSPHERE

Hot Dipped Galvanised

Size (inch)	Size (mm)	Fixing Plate Size L x W (mm)	Hasp Plate Size L x W (mm)	Staple Plate Size L x W (mm)	Max. Padlock Shackle Ø (mm)	No. of Carriage Bolt Holes	Carriage Bolt Ø (mm)	No. of Screw Holes	Screw Ø (mm)
		(FPS)	(HSP)	(SPS)	(PSD)	FIXINGS INFO.			
Epoxy Black									
8	200	105 x 55	92 x 55	65 x 55	15	1	M12	8	5.0
10	250	158 x 55	92 x 55	65 x 55	15	1	M12	8	5.0
Hot Dipped Galvanised									
8	200	105 x 55	92 x 55	65 x 55	15	1	M12	8	5.0
10	250	158 x 55	92 x 55	65 x 55	15	1	M12	8	5.0
TYPE: HSP / HSD L = LENGTH, W = WIDTH, Ø = DIAMETER									

TYPE - HSB / HSP


L = LENGTH, W = WIDTH, Ø = DIAMETER

Product Code	Pack Qty (pcs)	Carton Qty (packs)	Product Code	Pack Qty (pcs)	Carton Qty (packs)
PLAIN BAG EXCLUDES FIXINGS			TAURUS BAG TIMCO FIXINGS INCLUDED		
BHS8BB	1	5	BHS8BP	1	8
BHS10BB	1	5	BHS10BP	1	8
BHS8GB	1	5	BHS8GP	1	8
BHS10GB	1	5	BHS10GP	1	8

SUB TYPE - HSB03

SUB TYPE - HSP03

Heavy Swivel Pattern Hasp & Staple



A high security, heavy duty hasp and staple for sheds, gates and doors in heavy domestic, commercial and agricultural applications. The swivel pattern hasp and staple is commonly fitted to double doors as the hasp drops away and allows the slave leaf to open independently.



COUNTERSUNK

1 2 3 4 5
OCCASIONALLY DAMP/WET,
RURAL AND SHELTERED AREAS.

Epoxy Black

1 2 3 4 5
URBAN & INDUSTRIAL AREAS WITH
A MODERATE SALT ATMOSPHERE

Hot Dipped Galvanised

Size (inch)	Size (mm)	Fixing Plate Size W x L (mm)	Hasp Plate Size L x W (mm)	Staple Plate Size L x W (mm)	Max. Padlock Shackle Ø (mm)	No. of Screw Holes	Screw Ø (mm)
		(FPS)	(HSP)	(SPS)	(PSD)		
Epoxy Black							
8	200	55 x 103	92 x 55	65 x 55	15	8	5.0
Hot Dipped Galvanised							
8	200	55 x 103	92 x 55	65 x 55	15	8	5.0
TYPE - HSB / HSP				L = LENGTH. W=WIDTH. Ø= DIAMETER			

TYPE - HSB / HSP


L = LENGTH, W = WIDTH, Ø = DIAMETER

Product Code	Pack Qty (pcs)	Carton Qty (packs)	Product Code	Pack Qty (pcs)	Carton Qty (packs)
PLAIN BAG EXCLUDES FIXINGS			TAURUS BAG TIMCO FIXINGS INCLUDED		
SHS8BB	1	20	SHS8BP	1	10
SHS8GB	1	20	SHS8GP	1	10

SUB TYPE - HSB04

SUB TYPE - HSP04

Heavy Vertical Bolt on Hasp & Staple



A high security, heavy duty hasp and staple for sheds, gates and doors in heavy domestic, commercial and agricultural applications. The vertical pattern fixing plate makes this ideal for fitting to a narrow stile door or frame. Bolt fixed for additional security.



COUNTERSUNK

1 2 3 4 5
OCCASIONALLY DAMP/WET,
RURAL AND SHELTERED AREAS.

Epoxy Black

1 2 3 4 5
URBAN & INDUSTRIAL AREAS WITH
A MODERATE SALT ATMOSPHERE

Hot Dipped Galvanised

Size (inch)	Size (mm)	Fixing Plate Size W x L (mm)	Hasp Plate Size L x W (mm)	Staple Plate Size L x W (mm)	Max. Padlock Shackle Ø (mm)	No. of Carriage Bolt Holes	Carriage Bolt Size (mm)	No. of Screw Holes	Screw Ø (mm)
		(FPS)	(HSP)	(SPS)	(PSD)	FIXINGS INFO.			
Epoxy Black									
6	150	50 x 150	92 x 55	65 x 55	15	2	M12	8	5.0
Hot Dipped Galvanised									
6	150	50 x 150	92 x 55	65 x 55	15	2	M12	8	5.0
TYPE - HSP / HSP							L = LENGTH W = WIDTH Ø = DIAMETER		

TYPE - HSB / HSP

L = LENGTH, W = WIDTH, Ø = DIAMETER

Product Code	Pack Qty (pcs)	Carton Qty (packs)	Product Code	Pack Qty (pcs)	Carton Qty (packs)
PLAIN BAG EXCLUDES FIXINGS			TAURUS BAG TIMCO FIXINGS INCLUDED		
VHS6BB	1	30	VHS6BP	1	8
VHS6GB	1	30	VHS6GP	1	8

SUB TYPE - HSB05

SUB TYPE - HSP05

Heavy Padlock Protection Bar



A high security, heavy duty hasp and staple for sheds, gates and doors in heavy domestic, commercial and agricultural applications. The hasp features a strong cast iron housing to cover and protect the padlock from hammer and cutter attack. Bolt fixed for additional security.

1 2 3 4 5
URBAN & INDUSTRIAL AREAS WITH
A MODERATE SALT ATMOSPHERE

Hot Dipped Galvanised

To Suit Opening Side	Size (inch)	Size (mm)	Fixing Plate Size L x W (mm)	Hasp Plate Size L x W (mm)	Staple Plate Size L x W (mm)	Max. Padlock Shackle Ø (mm)	No. of Carriage Bolt Holes	Carriage Bolt Ø (mm)
			(FPS)	(HPS)	(SPS)	(PSD)	FIXINGS INFO.	
Hot Dipped Galvanised								
Left	7.5	185	67 x 56	185 x 65	76 x 56	12	8	M6
Right	7.5	185	67 x 56	185 x 65	76 x 56	12	8	M6

TYPE - HSB / HSP

L = LENGTH, W = WIDTH, Ø = DIAMETER

Product Code	Pack Qty (pcs)	Carton Qty (packs)	Product Code	Pack Qty (pcs)	Carton Qty (packs)
PLAIN BAG EXCLUDES FIXINGS			TAURUS BAG TIMCO FIXINGS INCLUDED		
472582	1	20	478225	1	5
472951	1	20	478741	1	5

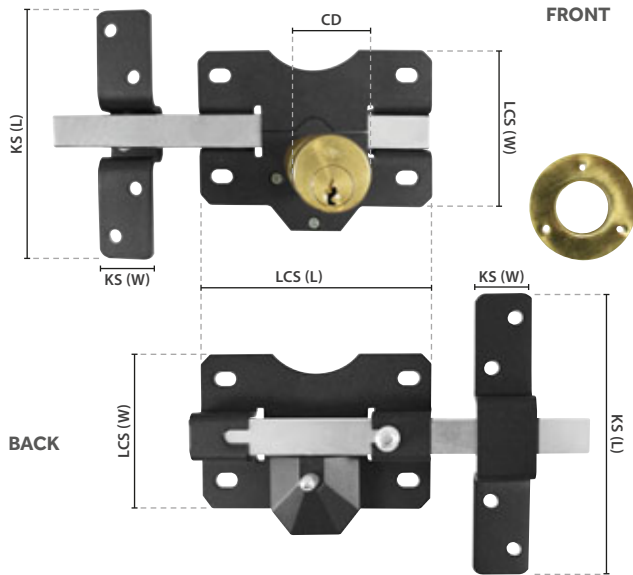
SUB TYPE - HSB06

SUB TYPE - HSP06



Locks & Handles

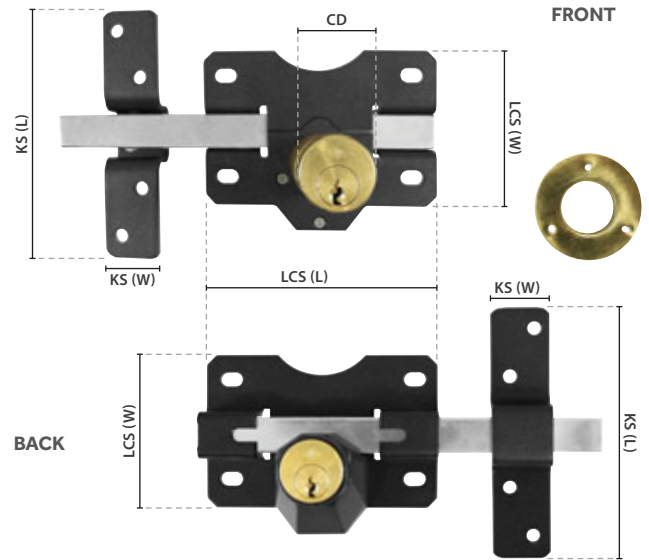
Long Throw Locks - Single



An ideal high security lock for gates where key access from the outside is required. The lock can be opened from the inside without the use of a key providing quick and easy access. The bolt features a long throw of 70mm to clear any gate to frame gaps.

Supplied with a brass escutcheon for a clean flush finish around the lock cylinder or alternatively a rim lock escutcheon handle can be used (sold separately).
The lock comes supplied with 3 keys.

Long Throw Locks - Double



An ideal high security lock for gates where key access from the outside and inside is required. The lock features a long throw of 70mm to clear any gate to frame gaps.

Supplied with a brass escutcheon for a clean flush finish around the lock cylinder or alternatively a rim lock escutcheon handle can be used (sold separately).
The lock comes supplied with 3 keys.

Lock Type	Locking Option	Max. Door Thickness (mm)	Cylinder Ø (mm)	Keep Size L x W (mm)	Lock Case Size L x W (mm)	No. of Screw Holes	Screw Ø (mm)	Product Code	Pack Qty (pcs)	Carton Qty (packs)
								TAURUS BOX FIXINGS INCLUDED		
			(CD)	(KS)	(LCS)	FIXINGS INFO.				
Epoxy Black										
Single	Outside Only	50	26	125 x 28	106 x 70	8	5.0	GLS50	1	25
Single	Outside Only	70	26	125 x 28	106 x 70	8	5.0	GLS70	1	20
Double	Outside and Inside	50	26	125 x 28	106 x 70	8	5.0	GLD50	1	25
Double	Outside and Inside	70	26	125 x 28	106 x 70	8	5.0	GLD70	1	20
TYPE - GAH						L = LENGTH, W = WIDTH, Ø = DIAMETER			SUB TYPE - GAHO	

TYPE - GAH

L = LENGTH, W = WIDTH, Ø = DIAMETER

SUB TYPE - GAH01

Escutcheon Handle



A high quality pull handle to suit the Taurus extended throw locks. The pull handle fits over the rim cylinder of the lock to provide a clean finish to the cylinder hole.



COUNTERSUNK

1 2 3 4 5
OCCASIONALLY DAMP/WET, RURAL AND SHELTERED AREAS.

Epoxy Black

1 2 3 4 5
OCCASIONALLY DAMP/WET, RURAL AND SHELTERED AREAS.

CHROME

Size (inch)	Size (mm)	To Suit Cylinder Dia. (mm)	No. of Screw Holes	Screw Ø (mm)	Product Code	Qty (pcs)	Qty (packs)	Product Code	Qty (pcs)	Qty (packs)
(SZ)	(SZ)	(CD)	FIXINGS INFO.		PLAIN BAG EXCLUDES FIXINGS			TAURUS BAG TIMco FIXINGS INCLUDED		
Epoxy Black										
8	200	26	3	3.5	RLEH8BB	1	100	427258	1	10
POLISHED CHROME										
8	200	26	3	3.5	RLEH8CB	1	100	427336	1	10
TYPE - GAB / GAP					SUB TYPE - GAB03			SUB TYPE - GAP01		
Ø = DIAMETER										


TYPE - GAB / GAP

Ø = DIAMETER

SUB TYPE - GAB03

SUB TYPE - GAP01

Rim Dead Lock



An ideal medium security lock for shed and internal doors. It is reversible for both left and right hand hung doors and is key operational from both sides.

Supplied with 2 keys.



1 2 3 4 5
OCCASIONALLY DAMP/WET,
RURAL AND SHELTERED AREAS.


Epoxy Black

Lock Case Size L x W (mm)	Keep Size L x W (mm)	Lock Follower Backset (mm)	Bolt Throw (mm)	No. of Screw Holes	Screw Ø (mm)
(LCS)	(KS)			FIXINGS INFO.	
Epoxy Black					
106 x 74	75 x 23	43	13.5	5	4.0
TYPE - GAB / GAP					
L = LENGTH, W = WIDTH, Ø = DIAMETER					

L = LENGTH, W = WIDTH, Ø = DIAMETER

Product Code	Pack Qty (pcs)	Carton Qty (packs)	Product Code	Pack Qty (pcs)	Carton Qty (packs)
PLAIN BAG EXCLUDES FIXINGS			TAURUS BAG TIMCO FIXINGS INCLUDED		
RDLB	1	10	427124	1	5
SUB TYPE - GAB03			SUB TYPE - GAP02		

Rim Sash Lock Fluted



An ideal medium security lock for sheds and internal doors. It is reversible for both left and right hand hung doors and is key operation from both sides.

Use with rim knob sets to operate the latch.
Supplied with 2 keys.



1 2 3 4 5
OCCASIONALLY DAMP/WET,
RURAL AND SHELTERED AREAS.


Epoxy Black

Lock Case Size L x W (mm)	Keep Size L x W (mm)	Lock Follower Backset (mm)	Latch Follower Backset (mm)	Bolt Throw (mm)	No. of Screw Holes	Screw Ø (mm)
(LCS)	(KS)					
Epoxy Black						
156 x 106	92 x 24	43	105	13.5	6	4.0
TYPE - GAB / GAP						

L = LENGTH, W = WIDTH, Ø = DIAMETER

Product Code	Pack Qty (pcs)	Carton Qty (packs)	Product Code	Pack Qty (pcs)	Carton Qty (packs)
PLAIN BAG EXCLUDES FIXINGS			TAURUS BAG TIMCO FIXINGS INCLUDED		
RSLFB	1	10	427148	1	5
SUB TYPE - GAB03			SUB TYPE - GAP02		

Rim Sash Lock - Inward & Outward Keep



An ideal medium security lock for shed and internal doors. It is reversible for both left and right hand hung doors and is key operational from both sides. Use with rim knob sets to operate the latch.

Supplied with keeps for both inward and outward opening doors and 2 keys.



1 2 3 4 5
OCCASIONALLY DAMP/WET,
RURAL AND SHELTERED AREAS.


Epoxy Black

Lock Case Size L x W (mm)	Keep Size L x W (mm)	Lock Follower Backset (mm)	Latch Follower Backset (mm)	Bolt Throw (mm)	No. of Screw Holes	Screw Ø (mm)
(LCS)	(KS)					
Epoxy Black						
143 x 83	75 x 23	43	105	13.5	5	4.0
TYPE - GAB / GAP						

L = LENGTH, W = WIDTH, Ø = DIAMETER

Product Code	Pack Qty (pcs)	Carton Qty (packs)	Product Code	Pack Qty (pcs)	Carton Qty (packs)
PLAIN BAG EXCLUDES FIXINGS			TAURUS BAG TIMCO FIXINGS INCLUDED		
RSLB	1	10	427695	1	5
SUB TYPE - GAB03			SUB TYPE - GAP02		

Press Lock



A low security lock commonly fitted to shed and green house doors which is surface mounted for quick and easy installation. The lock bolt engages on or into the door frame and does not require a keep.

Supplied with 1 key. Additional spare keys available as one key fits all locks.



Press Lock Spare Keys (x5)



Spare keys that will operate all Taurus Press locks.

Product Code	Pack Qty (pcs)	Carton Qty (packs)
PLAIN BAG		
SPAREPLK	5	50
SUB TYPE - GAB04		

New Size Available

Size (inch)	Size (mm)	Lock Case Size L x W (mm)	Lock Follower Backset (mm)	Bolt Throw (mm)	No. of Screw Holes	Rec. Screw Ø (mm)	Product Code	Bag Qty	Carton Qty	Product Code	Pack Qty (pcs)	Carton Qty (packs)	
(LCS)				(BT)	FIXINGS INFO.		PLAIN BAG EXCLUDES FIXINGS			TAURUS BAG TIMco FIXINGS INCLUDED			
Epoxy Black													
3	76	100 x 76	40	15	4	4.0	PL3BB	1	100	427111	1	10	
4	100	100 x 100	52	15	4	4.0	PL4BB	1	80	427754	1	10	
5	125	100 x 125	64	15	4	4.0	PL5BB	1	50	-	-	-	
TYPE - GAB / GAP						L = LENGTH, W = WIDTH, Ø = DIAMETER			SUB TYPE - GAB04			SUB TYPE - GAP03	

Plastic Rim / Mortice Knob Set



Ideal for use on shed doors and gates. Can be used with rim or mortice locks. Supplied with two escutcheon plates to cover keyhole cut outs.



1 2 3 4 5
OCCASIONALLY DAMP/WET, RURAL AND SHELTERED AREAS.

Epoxy Black

Knob Dia. (mm)	Rose Ø (mm)	Escutcheon Ø (mm)	Spindle Length (mm)	No. of Screw Holes	Rec. Screw Ø (mm)	Product Code	Pack Qty (pcs)	Carton Qty (packs)	Product Code	Pack Qty (pcs)	Carton Qty (packs)
				FIXINGS INFO.		PLAIN BAG EXCLUDES FIXINGS			TAURUS BAG TIMco FIXINGS INCLUDED		
Epoxy Black											
50	56	33	115	12	4.0	RPKSB	1	50	427212	1	5
TYPE - GAB / GAP						L = LENGTH, W = WIDTH, Ø = DIAMETER			SUB TYPE - GAB03		
									SUB TYPE - GAP02		

Hot Bed Handle



A durable and hard wearing handle for gates and shed doors.



1 2 3 4 5
OCCASIONALLY DAMP/WET, RURAL AND SHELTERED AREAS.

Epoxy Black

Size (inch)	Size (mm)	No. of Screw Holes	Rec. Screw Ø (mm)	Product Code	Pack Qty (pcs)	Carton Qty (packs)	Product Code	Pack Qty (pcs)	Carton Qty (packs)
		FIXINGS INFO.		PLAIN BAG EXCLUDES FIXINGS			TAURUS BAG TIMco FIXINGS INCLUDED		
Epoxy Black									
6	150	4	4.0	HBH6B	1	160	HBH6BP	1	20
7	175	4	4.0	HBH7B	1	160	HBH7BP	1	20
TYPE - GAB / GAP				SUB TYPE - GAB05			SUB TYPE - GAP04		



Gate Kits

Pedestrian Gate Kit



A complete gate kit for medium weight gates in domestic applications. Automatic gate latch is pad-lockable for additional security.

1

2

3

4

5

OCCASIONALLY DAMP/WET, RURAL AND SHELTERED AREAS.

Epoxy Black

Zinc

1

2

3

4

5

URBAN & INDUSTRIAL AREAS WITH A MODERATE SALT ATMOSPHERE

Hot Dipped Galvanised

To Suit Gate Width (mm)	Max. Gate Weight (kg)	Size (mm)	Product	Qty	No. of Pan Screws	Pan Screw Size (mm)	No. of Countersunk Screws	Countersunk Screw Size (mm)	Product Code	Pack Qty (pcs)	Carton Qty (packs)
									TAURUS BAG		
			KIT CONTENTS		FIXINGS INFO.				TIMco FIXINGS INCLUDED		
Epoxy Black											
700 - 1050	30	350	Medium Tee Hinges	2	6	4.0 x 30	18	4.0 x 30	427123	1	10
		50	Automatic Gate Latch	1							
Zinc											
700 - 1050	30	350	Medium Tee Hinges	2	6	4.0 x 30	18	4.0 x 30	427741	1	10
		50	Automatic Gate Latch	1							
Hot Dipped Galvanised											
700 - 1050	30	350	Medium Tee Hinges	2	6	4.0 x 30	18	4.0 x 30	427562	1	10
		50	Automatic Gate Latch	1							

TYPE - GAP

SUB TYPE - GAP05

Side Gate Kit - Ring Latch



A complete gate kit for medium weight gates in domestic applications. Brenton padbolt is pad-lockable and bolt fixed for additional security.

1 2 3 4 5	1 2 3 4 5
OCCASIONALLY DAMP/WET, RURAL AND SHELTERED AREAS.	URBAN & INDUSTRIAL AREAS WITH A MODERATE SALT ATMOSPHERE
Epoxy Black	Hot Dipped Galvanised

To Suit Gate Width (mm)	Max. Gate Weight (kg)	Max. Padlock Shackle Ø (mm)	Size (mm)	Product	Qty	No. of Carriage Bolts	Carriage Bolt Ø (mm)	No. of Pan Screws	Pan Screw Size (mm)	No. of CSK Screws	CSK Screw Size (mm)	Product Code	Pack Qty (pcs)	Carton Qty (packs)
			KIT CONTENTS			FIXINGS INFO.						TAURUS BAG TIMco FIXINGS INCLUDED		
Epoxy Black														
900 - 1350	40	10	450	Medium Tee Hinges	2							427548	1	10
			150	Ring Gate Latch	1	4	M6 x 50	20	4.0 x 30	20	5.0 x 30			
			150	Brenton Padbolt	1									
Zinc														
900 - 1350	40	10	450	Medium Tee Hinges	2							427546	1	10
			150	Ring Gate Latch	1	4	M6 x 50	20	4.0 x 30	20	5.0 x 30			
			150	Brenton Padbolt	1									
Hot Dipped Galvanised														
900 - 1350	40	10	450	Medium Tee Hinges	2							427357	1	10
			150	Ring Gate Latch	1	4	M6 x 50	20	4.0 x 30	20	5.0 x 30			
			150	Brenton Padbolt	1									

TYPE - GAP

CS - COUNTERSUNK

SUB TYPE - GAP06

Side Gate Kit - Suffolk Latch



A complete gate kit for medium weight gates in domestic applications. Brenton padbolt is pad-lockable and bolt fixed for additional security.

1 2 3 4 5	1 2 3 4 5
OCCASIONALLY DAMP/WET, RURAL AND SHELTERED AREAS.	URBAN & INDUSTRIAL AREAS WITH A MODERATE SALT ATMOSPHERE
Epoxy Black	Hot Dipped Galvanised

To Suit Gate Width (mm)	Max. Gate Weight (kg)	Max. Gate Thickness (mm)	Max. Padlock Shackle Ø (mm)	Size (mm)	Product	Qty	No. of Carriage Bolts	Carriage Bolt Ø (mm)	No. of Pan Screws	Pan Screw Size (mm)	No. of CSK Screws	CSK Screw Size (mm)	Product Code	Pack Qty (pcs)	Carton Qty (packs)
				KIT CONTENTS			FIXINGS INFO.						TAURUS BAG TIMco FIXINGS INCLUDED		
Epoxy Black															
900 - 1350	40	50	10	450	Medium Tee Hinges	2							427215	1	10
				185	Suffolk Latch	1	4	M6 x 50	20	4.0 x 30	20	5.0 x 30			
				150	Brenton Padbolt	1									
Zinc															
900 - 1350	40	50	10	450	Medium Tee Hinges	2							427998	1	10
				185	Suffolk Latch	1	4	M6 x 50	20	4.0 x 30	20	5.0 x 30			
				150	Brenton Padbolt	1									
Hot Dipped Galvanised															
900 - 1350	40	50	10	450	Medium Tee Hinges	2							427635	1	10
				185	Suffolk Latch	1	4	M6 x 50	20	4.0 x 30	20	5.0 x 30			
				150	Brenton Padbolt	1									


TYPE - GAP

CS - COUNTERSUNK

SUB TYPE - GAP06




TAURUS[®]






**GATE HOOK
TO BUILD**




**FIELDGATE HOOK
TO BOLT**



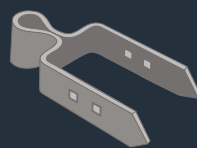
**DOUBLE STRAP
TOP BAND**



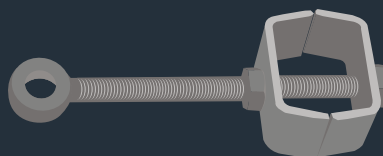
HOOK TO DRIVE



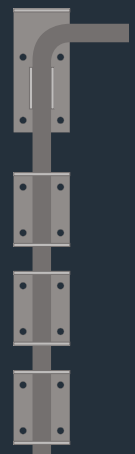
**HOOK ON
SQUARE PLATE**



**DOUBLE STRAP
BOTTOM BAND**



**ADJUSTABLE
BOTTOM GATE FITTING**




**DROP
BOLT**

FIELDGATE

H A R D W A R E


**SPRING FIELDGATE
FASTENER**




**CRANKED
STRIKER**



**THROW-OVER
GATE LOOP**



**SELF LOCKING
GATE CATCH**



**HUNTING LIFT
CATCH**



**STAPLE
CATCH**




METAL GATE

F I T T I N G S


**GATE HOOK
TO WELD**




**GATE EYE
TO WELD**



**ADJUSTABLE
GATE EYES**



Standard Double Strap Hinge Set



Ideal for use on field gates and driveway gates that are to be hung on timber posts. The hinge set provides exceptional support to the gate as the top band and bottom strap wrap around the gate and are fixed with cup square bolts to firmly secure in place.

The hook to bolt features a 9mm drilled hole for R clips or linch pins (not included) to be fitted to prevent the gate being lifted off. The hooks to drive are barbed to prevent the gate from working loose. Depending on the weight distribution of the gate, the top or bottom pin can be mounted upside down to prevent unwanted removal of the gate.

CONTENTS:

1 x Top Strap, 1 x Bottom Strap, 1 x Hook to Drive, 1 x Hook to Bolt, 3 or 4 x M10x95mm Galvanised Cup Square Bolts, M10 Hex Nuts and Washers, 2 x 6.0x40mm TIMco Exterior Woodscrews.



COUNTERSUNK




Top Strap L (mm)	Top Strap L (inch)	Bottom Strap L (mm)	Bottom Strap L (inch)	Strap T (mm)	Hook To Bolt Ø x L (mm)	Hook to Drive L (mm)	Pin Ø (mm)	Pin Ø (inch)	To Suit Gate W (ft)	To Suit Gate W (mm)	To Suit Gate T (mm)	To Suit Gate T (inch)	No. of Carriage Bolts	Carriage Bolt Ø (mm)	Product Code	Pack Qty (pcs)	Carton Qty (packs)
(TS)	(TS)	(BS)	(BS)		(HB)	(HD)	(PIN)	(PIN)	FIELD GATE INFO.				FIXINGS INFO.		PLAIN BAG TIMco FIXINGS INCLUDED		
Hot Dipped Galvanised																	
300	12	150	6	6	M20 x 350	215	19	3/4	3-4	900-1200	75	3	3	M10	SFH300G	1	4
450	18	150	6	6	M20 x 350	215	19	3/4	4-9	1200-2700	75	3	4	M10	SFH450G	1	4
600	24	150	6	6	M20 x 350	215	19	3/4	9-12	2700-3600	75	3	4	M10	SFH600G	1	4

TYPE - FGS

L = LENGTH, W = WIDTH, T = THICKNESS, Ø = DIAMETER

SUBTYPE - FGS01

Double Strap Hinge Set with Hook on Plate



Ideal for use on field gates and driveway gates that are to be hung on timber, concrete or masonry posts. The hinge set provides exceptional support to the gate as the top band and bottom strap wrap around the gate and are fixed with cup square bolts to firmly secure in place. Depending on the weight distribution of the gate, the top or bottom pin can be mounted upside down to prevent unwanted removal of the gate.

CONTENTS:

1 x Top Strap, 1 x Bottom Strap, 2 x Hook on Plates, 3 or 4 x M10x95mm Galvanised Cup Square Bolts, Hex Nuts and Washers, 8 x M10x65mm Galvanised Coach Screws, 2 x 6.0x40mm TIMco Exterior Woodscrews.



COACH SCREW



COUNTERSUNK




Top Strap L (mm)	Top Strap L (inch)	Bottom Strap L (mm)	Bottom Strap L (inch)	Strap T (mm)	Hook on Plate L x W (mm)	Pin Ø (mm)	Pin Ø (inch)	To Suit Gate W (ft)	To Suit Gate W (mm)	To Suit Gate T (mm)	To Suit Gate T (inch)	No. of Coach Screws	Coach Screw Ø (mm)	No. of Carriage Bolts	Carriage Bolt Ø (mm)	Product Code	Pack Qty (pcs)	Carton Qty (packs)	
(TS)	(TS)	(BS)	(BS)		(HP)	(PIN)	(PIN)	FIELD GATE INFO.				FIXINGS INFO.				PLAIN BAG TIMco FIXINGS INCLUDED			
Hot Dipped Galvanised																			
300	12	150	6	6	100 x 100	19	3/4	3-4	900-1200	75	3	8	M10	3	M10	DSFH300G	1	4	
450	18	150	6	6	100 x 100	19	3/4	4-9	1200-2700	75	3	8	M10	4	M10	DSFH450G	1	4	
600	24	150	6	6	100 x 100	19	3/4	9-12	2700-3600	75	3	8	M10	4	M10	DSFH600G	1	4	

TYPE - FGS

L = LENGTH, W = WIDTH, T = THICKNESS, Ø = DIAMETER

SUBTYPE - FGS01

Adjustable Hinge Set



Ideal for use on field gates and driveway gates that are to be hung on timber posts. The hinge set provides exceptional support to the gate as the top band wraps around the gate and are fixed with cup square bolts to firmly secure in place. The bottom fitting clamps around the heel of the gate and is adjustable to allow for easy gate alignment after fitting. This is particularly useful when hanging pairs of gates.

The hook to bolt features a 9mm drilled hole for R clips or linch pins (not included) to be fitted to prevent the gate being lifted off. The hooks to drive are barbed to prevent the gate from working loose. Depending on the weight distribution of the gate, the top or bottom pin can be mounted upside down to prevent unwanted removal of the gate.

CONTENTS:

1 x Top Strap, 1 x Adjustable Bottom Fitting, Gate Hook to Drive, 1 x Hook to Bolt, 2 or 3 x M10x95 Galvanised Cup Square Bolts, Hex Nut and Washer.



Hot Dipped Galvanised


Top Strap L (mm)	Top Strap L (inch)	Strap T (mm)	Hook To Bolt Ø x L (mm)	Gate Eye Size Ø x L (mm)	Heel Clip Size L x W x D (mm)	Hook to Drive Size (mm)	Pin Ø (mm)	Pin Ø (inch)	To Suit Gate W (ft)	To Suit Gate W (mm)	To Suit Gate T (mm)	To Suit Gate T (inch)	No. of Carriage Bolts	Carriage Bolt Ø (mm)	Product Code	Pack Qty (pcs)	Carton Qty (packs)
(TS)	(TS)		(HB)	(GE)	(HC)	(HD)	(PIN)	(PIN)	FIELD GATE INFO.				FIXINGS INFO.		PLAIN BAG TIMco FIXINGS INCLUDED		
Hot Dipped Galvanised																	
300	12	6	M20 x 350	M19 x 250	86 x 50 x 32	215 x 22	19	3/4	3-4	900-1200	75	3	2	M10	AFH300G	1	4
450	18	6	M20 x 350	M19 x 250	86 x 50 x 32	215 x 22	19	3/4	4-9	1200-2700	75	3	3	M10	AFH450G	1	4
600	24	6	M20 x 350	M19 x 250	86 x 50 x 32	215 x 22	19	3/4	9-12	2700-3600	75	3	3	M10	AFH600G	1	4
TYPE - FG5										L = LENGTH, W = WIDTH, T = THICKNESS, Ø = DIAMETER					SUBTYPE - FG501		

TYPE - FGS

L = LENGTH, W = WIDTH, T = THICKNESS, Ø = DIAMETER

SUBTYPE - FGS01

Adjustable Hinge Set with Hook on Plate



Ideal for use on field gates and driveway gates that are to be hung on timber, concrete or masonry posts. The hinge set provides exceptional support to the gate as the top band wraps around the gate and are fixed with cup square bolts to firmly secure in place. The bottom fitting clamps around the heel of the gate and is adjustable to allow for easy gate alignment after fitting. This is particularly useful when hanging pairs of gates. Depending on the weight distribution of the gate, the top or bottom pin can be mounted upside down to prevent unwanted removal of the gate.

CONTENTS:

1 x Top Strap, 1 x Adjustable Bottom Gate Fitting, 2 x Hook on Plates, 2 or 3 x M10x95 Galvanised Cup Square Bolts, Hex Nut and Washer. 8 x M10x65mm Galvanised Coach Screw.



Hot Dipped Galvanised

Top Strap L (mm)	Top Strap L (inch)	Strap T (mm)	Hook on Plate L x W (mm)	Gate Eye Size Ø x L (mm)	Heel Clip Size L x W x D (mm)	Pin Ø (mm)	Pin Ø (inch)	To Suit Gate W (ft)	To Suit Gate W (mm)	To Suit Gate T (mm)	To Suit Gate T (inch)	No. of Coach Screws	Coach Screw Ø (mm)	No. of Carriage Bolts	Carriage Bolt Ø (mm)	Product Code	Pack Qty (pcs)	Carton Qty (packs)			
(TS)	(TS)		(HP)	(GE)	(HC)	(PIN)	(PIN)	FIELD GATE INFO.				FIXINGS INFO.				PLAIN BAG TIMco FIXINGS INCLUDED					
Hot Dipped Galvanised																					
300	12	6	100 x 100	M19 x 250	86 x 50 x 32	19	3/4	3-4	900-1200	75	3	8	M10	2	M10	AFHP300G	1	4			
450	18	6	100 x 100	M19 x 250	86 x 50 x 32	19	3/4	4-9	1200-2700	75	3	8	M10	3	M10	AFHP450G	1	4			
600	24	6	100 x 100	M19 x 250	86 x 50 x 32	19	3/4	9-12	2700-3600	75	3	8	M10	3	M10	AFHP600G	1	4			
TYPE - FG5												L = LENGTH, W = WIDTH, T = THICKNESS, Ø = DIAMETER							SUB TYPE - FG50		

TYPE - FGS


L = LENGTH, W = WIDTH, T = THICKNESS, Ø = DIAMETER

SUBTYPE - FGS01



Fieldgate Hooks & Eyes

Gate Hook to Drive




A heavy duty hook for knocking into a timber post and to be used with field gate bands or hook and band hinges. Barbed to prevent the hook from working loose.

1 2 3 4 5
URBAN & INDUSTRIAL AREAS WITH A MODERATE SALT ATMOSPHERE
Hot Dipped Galvanised

Size L x W (mm)	Pin Ø (inch)	Pin Ø (mm)	Product Code	Pack Qty (pcs)	Carton Qty (packs)
(PIN)	(PIN)		PLAIN BAG NO FIXINGS REQUIRED		
Hot Dipped Galvanised					
215 x 22	7/8	22	GHD22G	2	10
TYPE - FGH	L = LENGTH, W = WIDTH, Ø = DIAMETER			SUB TYPE - FGH04	


Gate Hook to Weld



Designed for welding onto a flat metal post and used in conjunction with gate eyes or hook and band hinges.

Base Plate L x W (mm)	Centre Pin Projection (mm)	Pin Ø (inch)	Pin Ø (mm)	Product Code	Pack Qty (pcs)	Carton Qty (packs)
(BP)	(CPP)	(PIN)	(PIN)	PLAIN BAG NO FIXINGS REQUIRED		
Self Coloured						
45 x 38	26	1/2	12	GHW12S	2	10
63 x 50	38	7/8	22	GHW22S	2	10
TYPE - FGH	L = LENGTH, W = WIDTH, Ø = DIAMETER			SUB TYPE - FGH04		

Hook on Square Plate




A heavy duty hook on plate to suit field gate bands. Enables the gate to be lifted off for maintenance purposes. Alternatively, mounting upside down will prevent the gate front being lifted off preventing unwanted access.

1 2 3 4 5
URBAN & INDUSTRIAL AREAS WITH A MODERATE SALT ATMOSPHERE
Hot Dipped Galvanised

Pin Ø (inch)	Pin Ø (mm)	Hook on Plate L x W (mm)	No. of Coach Screws	Coach Screw Ø (mm)	Product Code	Pack Qty (pcs)	Carton Qty (packs)
(PIN)	(PIN)	(HP)	FIXINGS INFO.		PLAIN BAG TIMCO FIXINGS INCLUDED		
Hot Dipped Galvanised							
3/4	19	100 x 100	8	11.0	HSP19G	2	10
TYPE - FGH	L = LENGTH, W = WIDTH, Ø = DIAMETER					SUB TYPE - FGH04	

Gate Hook to Bolt

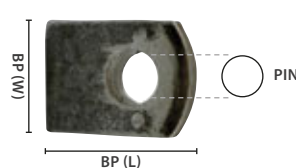


Heavy duty hook to bolt to suit 4" to 10" timber posts and to be used with field gate bands or hook and band hinges. Supplied with square plate washer and hex nuts.

1 2 3 4 5
URBAN & INDUSTRIAL AREAS WITH A MODERATE SALT ATMOSPHERE
Hot Dipped Galvanised

Size Ø x L (mm)	Nut Socket Size (mm)	Pin Ø (inch)	Pin Ø (mm)	Product Code	Pack Qty (pcs)	Carton Qty (packs)
(PIN)	(PIN)	(PIN)	(PIN)	PLAIN BAG NO FIXINGS REQUIRED		
Hot Dipped Galvanised						
M20 x 325	30	3/4	19	GHB19325G	2	10
M20 x 325	30	7/8	22	GHB22325G	2	20
TYPE - FGH	L = LENGTH, Ø = DIAMETER			SUB TYPE - FGH04		


Gate Eye to Weld



Designed for welding to a flat metal post or gate and used with gate hook.

Base Plate L x W (mm)	Pin Hole Ø (inch)	Pin Hole Ø (mm)	Product Code	Pack Qty (pcs)	Carton Qty (packs)
(BP)	(PIN)	(PIN)	PLAIN BAG NO FIXINGS REQUIRED		
Self Coloured					
45 x 38	1/2	12	GEW12S	2	10
63 x 47	5/8	16	GEW16S	2	10
63 x 50	3/4	19	GEW19S	2	10
63 x 50	7/8	22	GEW22S	2	10
TYPE - FGH	L = LENGTH, W = WIDTH, Ø = DIAMETER			SUB TYPE - FGH04	

Adjustable Bottom Gate Fitting




The adjustable bottom band allows for adjustment and easy alignment of the gate after fitting and is to be used with a 19mm diameter gate hook.

① ② ③ ④ ⑤
URBAN & INDUSTRIAL AREAS WITH A MODERATE SALT ATMOSPHERE
Hot Dipped Galvanised

Gate Eye Size Ø x L (mm)	Heel Clip Size L x W x D (mm)	Nut Socket Size (mm)	To Suit PinØ (mm)	To Suit Pin Ø (inch)	To Suit Gate Thickness (mm)	To Suit Gate Thickness (inch)	Product Code	Pack Qty (pcs)	Carton Qty (packs)
(GE)	(HC)		(PIN)	(PIN)	FIELD GATE INFO.		PLAIN BAG NO FIXINGS REQUIRED		
Hot Dipped Galvanised									
M19 x 250	86 x 50 x 32	30	19	3/4	75	3	AGF19G	2	10
TYPE - FGH					LENGTH, W = WIDTH, D = DEPTH, Ø = DIAMETER			SUBTYPE - FGH04	

Adjustable Gate Eye with Nuts & Washers




Ideal for use in hanging timber or metal gates and to be used in conjunction with gate hook with matching pin diameter.
View page 268 for hook on rectangular plate range.

① ② ③ ④ ⑤
URBAN & INDUSTRIAL AREAS WITH A MODERATE SALT ATMOSPHERE
Hot Dipped Galvanised

Gate Eye Size Ø x L (mm)	Nut Socket Size (mm)	To Suit Pin Ø (mm)	To Suit Pin Ø (inch)	Product Code	Pack Qty (pcs)	Carton Qty (packs)
(GE)		(PIN)	(PIN)	PLAIN BAG NO FIXINGS REQUIRED		
Hot Dipped Galvanised						
M12 x 100	19	12	1/2	AGE12100G	2	25
M16 x 100	24	16	5/8	AGE16100G	2	25
M19 x 100	30	19	3/4	AGE19100G	2	20
M19 x 150	30	19	3/4	AGE19150G	2	20
M19 x 200	30	19	3/4	AGE19200G	2	20
M19 x 250	30	19	3/4	AGE19250G	2	10
M22 x 150	34	22	7/8	AGE22150G	2	15
M22 x 200	34	22	7/8	AGE22200G	2	10
M22 x 250	34	22	7/8	AGE22250G	2	10
TYPE - FGH				SUB TYPE - FGH04		

Safety Gate Hook & Eye



Ideal for latching gates in a closed position and prevents the opening of gates by animals.


① ② ③ ④ ⑤
URBAN & INDUSTRIAL AREAS WITH A MODERATE SALT ATMOSPHERE
Hot Dipped Galvanised

Hook Length (mm)	Eye Ø x L (mm)	Chain Length (mm)	Product Code	Pack Qty (pcs)	Carton Qty (packs)
(HL)	(E)		PLAIN BAG NO FIXINGS REQUIRED		
Hot Dipped Galvanised					
150	10 x 100	80	SGHEG	1	10
TYPE - FGH		L = LENGTH, Ø = DIAMETER		SUB TYPE - FGC01	

Kick Over Stable Latch

These latches are ideal for stables and agricultural applications where a hands free operation is required.


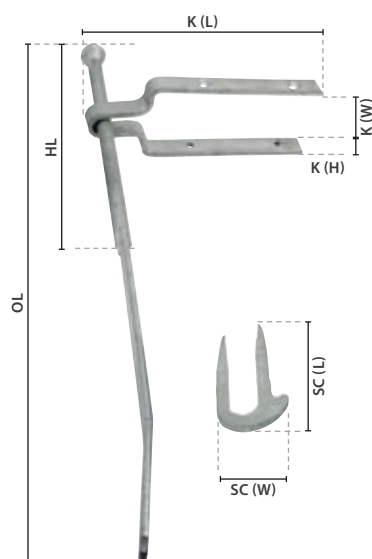
See Page - **241** for more details





Fieldgate Catches

Spring Gate Fastener Set with Staple Catch



COUNTERSUNK

A heavy duty catch for field gates with a high frequency of use. The gate locates behind the peg of the double leg catch automatically when closed. The catch requires an in front of post gate mounting.

1 2 3 4 5
URBAN & INDUSTRIAL AREAS WITH A MODERATE SALT ATMOSPHERE

Hot Dipped Galvanised

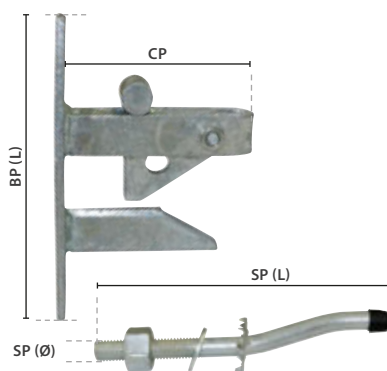
Handle Length (mm)	Overall Length (mm)	Spring Keep L x W x H (mm)	Staple Catch L x W (mm)
(HL)	(OL)	(K)	(SC)
310	610	250 x 75 x 25	180 x 80
TYPE - FGC			

Product Code	Pack Qty (pcs)	Carton Qty (packs)
SFF610G	1	5
SUB TYPE - FGC01		

PLAIN BAG

TIMCO FIXINGS INCLUDED

Self Locking Gate Catch with Cranked Striker



COACH SCREW 20mm HEAD

A heavy duty gate catch that is ideal for field and driveway gates. The latch automatically engages when the gate is closed and is pad-lockable for additional security. The catch requires an in front of post gate mounting.

1 2 3 4 5
URBAN & INDUSTRIAL AREAS WITH A MODERATE SALT ATMOSPHERE

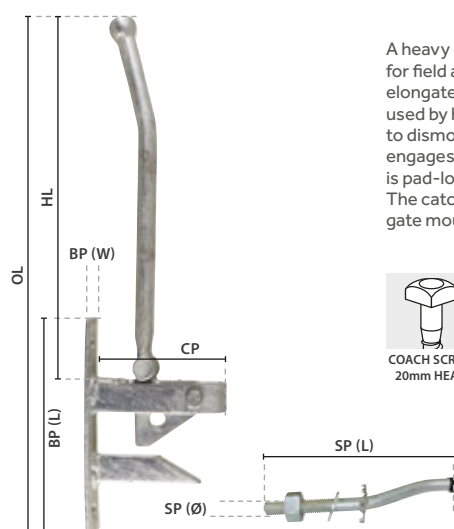
Hot Dipped Galvanised

Backplate L x W (mm)	Catch Projection (mm)	Strike Peg Ø x L (mm)	Product Code	Pack Qty (pcs)	Carton Qty (packs)
(BP)	(CP)	(SP)	PLAIN BAG		
			TIMco FIXINGS INCLUDED		
Hot Dipped Galvanised					
150 x 30	120	12 x 150	SLCG	1	10
TYPE - FGC			SLR TYPE - FGC		

L = LENGTH, W = WIDTH, Ø = DIAMETER

SUB TYPE - FGC01

Hunting Type Lift Gate Catch with Cranked Striker



A heavy duty catch that is ideal for field and equestrian gates. An elongated handle allows gates to be used by horse riders without the need to dismount. The latch automatically engages when the gate is closed and is pad-lockable for additional security. The catch requires an in front of post gate mounting.



COACH SCREW 20mm HEAD

1 2 3 4 5
URBAN & INDUSTRIAL AREAS WITH A MODERATE SALT ATMOSPHERE

Hot Dipped Galvanised

Backplate L x W (mm)	Catch Projection (mm)	Handle Length (mm)	Overall Length (mm)	Strike Peg Ø x L (mm)	Product Code	Pack Qty (pcs)	Carton Qty (packs)
(BP)	(CP)	(HL)	(OL)	(SP)	PLAIN BAG		
					TIMco FIXINGS INCLUDED		
Hot Dipped Galvanised							
150 x 30	120	300	425	12 x 150	HLC425G	1	5
L = LENGTH W = WIDTH Ø = DIAMETER					SUBTYPE - FGC		


L = LENGTH, W = WIDTH, Ø = DIAMETER

SUB TYPE - FGC01



Throw-Over Loops

Throw-Over Gate Loop



Ideal for securing pairs of gates in a closed position.

① ② ③ ④ ⑤
URBAN & INDUSTRIAL AREAS WITH
A MODERATE SALT ATMOSPHERE
Hot Dipped Galvanised

Length (mm)	Thickness (mm)	To Suit Gate Thickness (mm)	Product Code	Pack Qty (pcs)	Carton Qty (packs)
(L)			PLAIN BAG TIMco FIXINGS INCLUDED		
Hot Dipped Galvanised					
150	6	75	TGL150G	1	10
350	6	75	TGL350G	1	10
TYPE - FGC			SUB TYPE - FGC01		

TYPE - FGC

SUB TYPE - FGC01

Throw-Over Gate Loop with Lifting Handle



Ideal for securing pairs of gates in a closed position. Features a loop handle for ease of operation, particularly from the saddle of a horse.


① ② ③ ④ ⑤
URBAN & INDUSTRIAL AREAS WITH
A MODERATE SALT ATMOSPHERE
Hot Dipped Galvanised

Length (mm)	Thickness (mm)	Handle Size (mm)	To Suit Gate Thickness (mm)	Product Code	Pack Qty (pcs)	Carton Qty (packs)
(L)				PLAIN BAG TIMco FIXINGS INCLUDED		
Hot Dipped Galvanised						
350	6	125 x 58	75	TGLH350G	1	10
450	6	125 x 58	75	TGLH450G	1	10
TYPE - FGC				SUB TYPE - FGC		

TYPE - FGC

SUB TYPE - FGC01

Throw-Over Locking Gate Loop



Ideal for securing pairs of gates in a closed position. Features a locking hasp and staple to prevent risk of animal / equipment theft or unwanted access.


COUNTERSUNK

① ② ③ ④ ⑤
URBAN & INDUSTRIAL AREAS WITH
A MODERATE SALT ATMOSPHERE
Hot Dipped Galvanised

Length	Thickness	Staple Plate Size	To Suit Gate Thickness	Max. Padlock Shackle Ø	Product Code	Pack Qty (pcs)	Carton Qty (packs)
(mm)	(mm)	(mm)	(mm)	(mm)			
(L)					PLAIN BAG		
					TIMco FIXINGS INCLUDED		
Hot Dipped Galvanised							
450	6	65 x 55	75	12	TLGL450G	1	10
TYPE - FGC					SUB TYPE - FGC01		

TYPE - FGC

SUB TYPE - FGC01

Fieldgate Wheels



Light Duty Spring Loaded Fieldgate Wheel



A light duty spring loaded gate wheel that is ideal for domestic and light commercial applications. This wheel provides support at the leading edge of gates and doors and self adjusts to overcome sloping or uneven groundwork.

- 1

2

3

4

5
- OCCASIONALLY DAMP/WET,
RURAL AND SHELTERED AREAS.
- Zinc

L (mm)	Wheel Ø (mm)	Backplate L x W (mm)	Max. Gate Weight (kg)	Max. Spring Compression (mm)
Zinc				
270	100	100 x 25	50	40

TYPE - GAB

L = LENGTH, W = WIDTH, Ø = DIAMETER

Product Code	Pack Qty (pcs)	Carton Qty (packs)
PLAIN BAG FIXINGS INCLUDED		
GW10ZB	1	10

SUB TYPE - GAB06

Heavy Duty Spring Loaded Fieldgate Wheel



A heavy duty spring loaded gate wheel that is ideal for agricultural and heavy commercial applications. This wheel provides support at the leading edge of gates and doors and self adjusts to overcome sloping or uneven groundwork.

- 1

2

3

4

5
- OCCASIONALLY DAMP/WET,
RURAL AND SHELTERED AREAS.
- EPOXY BLACK

L (mm)	Wheel Ø (mm)	Backplate L x W (mm)	Max. Gate Weight (kg)	Max. Spring Compression (mm)
Epoxy Black				
370	102	165 x 50	135	50

TYPE - GAB

L = LENGTH, W = WIDTH, Ø = DIAMETER

Product Code	Pack Qty (pcs)	Carton Qty (packs)
PLAIN BAG FIXINGS INCLUDED		
GW14BB	1	5

SUB TYPE - GAB06

Fence Post Supports



Drive in Post Spike - Bolt Secure



Drive in post spikes are a quick and easy way to erect fencing and garden posts as they require no digging or concreting into place, saving time and money. They feature a 4 fin steel spike to ensure a solid, permanent, wind resistant fit.

The bolt secure version features 2 x 8mm carriage bolts that tighten and clamp the post firmly into the post holder section to prevent any post movement as well as allowing for over / under sized post tolerance. The bolt secure system also allows for removal of the post at a later stage if required. The system prevents against post rot and decay as it will hold the base of the post above ground level.

Available in a red oxide powder coat to blend in with the fencing and provides medium rust protection or hot dip galvanised for maximum rust protection. Both options can be over painted if you wish.

For 4ft fencing use a 600mm spike, for 6ft fencing use a 750mm spike.



To Suit Post Size (mm)	To Suit Post Size (inch)	Spike Length (mm)	Spike Length (inch)	Post Holder Length (mm)	Total Length (mm)	Product Code	Pack Qty (pcs)	Carton Qty (packs)	Pallet Qty (packs)
POST INFO.									
Oxide Red Powder Coated									
50 x 50	2 x 2	300	12	150	450	PSB50300	1	10	36
50 x 50	2 x 2	450	18	150	600	PSB50450	1	10	210
70 x 70	2 ¾ x 2 ¾	600	24	150	750	PSB70600	1	10	100
75 x 75	3 x 3	600	24	150	750	PSB75600	1	10	100
75 x 75	3 x 3	750	30	150	900	PSB75750	1	8	80
90 x 90	3 ½ x 3 ½	600	24	150	750	PSB90600	1	8	80
100 x 100	4 x 4	600	24	150	750	PSB100600	1	8	64
100 x 100	4 x 4	750	30	150	900	PSB100750	1	6	48
Hot Dipped Galvanised									
50 x 50	2 x 2	300	12	150	450	PSB50300G	1	10	36
50 x 50	2 x 2	450	18	150	600	PSB50450G	1	10	210
75 x 75	3 x 3	450	18	150	600	PSB75450G	1	10	12
75 x 75	3 x 3	600	24	150	750	PSB75600G	1	10	100
75 x 75	3 x 3	750	30	150	900	PSB75750G	1	8	80
100 x 100	4 x 4	600	24	150	750	PSB100600G	1	8	64
100 x 100	4 x 4	750	30	150	900	PSB100750G	1	6	48

TYPE - FCA

SUB TYPE - FCA01

Drive in Post Spike - Quick Fit



Drive in post spikes are a quick and easy way to erect fencing and garden posts as they require no digging or concreting into place, saving time and money. They feature a 4 fin steel spike to ensure a solid, permanent, wind resistant fit.

The quick fit version features inverted fins inside the post holder section that will hold the post in a vice like grip. The system prevents against post rot and decay as it will hold the base of the post above ground level.

Available in a red oxide powder coat to blend on with the fencing and provides a medium rust protection or hot dip galvanised for maximum rust protection. Both options can be over painted if you wish.

For 4ft fencing use a 600mm spike, for 6ft fencing use a 750mm spike.



To Suit Post Size (mm)	To Suit Post Size (inch)	Spike Length (mm)	Spike Length (inch)	Post Holder Length (mm)	Total Length (mm)	Product Code	Pack Qty (pcs)	Carton Qty (packs)	Pallet Qty (packs)
POST INFO.									
Oxide Red Powder Coated									
75 x 75	3 x 3	450	18	150	600	PSQ75450	1	10	12
75 x 75	3 x 3	600	24	150	750	PSQ75600	1	10	120
75 x 75	3 x 3	750	30	150	900	PSQ75750	1	10	120
100 x 100	4 x 4	600	24	150	750	PSQ100600	1	8	80
100 x 100	4 x 4	750	30	150	900	PSQ100750	1	6	60
Hot Dipped Galvanised									
75 x 75	3 x 3	450	18	150	600	PSQ75450G	1	10	12
75 x 75	3 x 3	600	24	150	750	PSQ75600G	1	10	120
75 x 75	3 x 3	750	30	150	900	PSQ75750G	1	10	120
100 x 100	4 x 4	600	24	150	750	PSQ100600G	1	8	80
100 x 100	4 x 4	750	30	150	900	PSQ100750G	1	6	60

TYPE - FCA

SUB TYPE - FCA01

Driving Tool



The drive in tool is for use when driving a fence post spike into the ground. The tool is made from hardened plastic and will prevent the post section from being damaged when being driven in.

To Suit Post Size (mm)	To Suit Post Size (inch)	Product Code	Pack Qty (pcs)	Carton Qty (packs)	Pallet Qty (packs)
POST INFO.					
75 x 75	3 x 3	DT75	1	10	420
100 x 100	4 x 4	DT100	1	10	360

TYPE - FCA

SUB TYPE - FCA01

Bolt Down Shoe - Bolt Secure



Bolt down fence post shoes are a quick and easy way to erect fencing and garden posts as they require no digging or concreting into place, saving time and money.

Designed to be fixed down onto an existing concrete base or wall and are perfect for patio fencing, decking, pergolas or car ports. The bolt secure version features 2 x 8mm carriage bolts that tighten and clamp the post firmly into the post holder section to prevent any post movement as well as allowing for over / under sized post tolerance. The bolt system also allows for removal of the post at a later stage if required. This system prevents against post rot and decay as it will hold the base of the post above ground level.

Available in a red oxide powder coat to blend in with fencing whilst also providing a medium rust protection. Use hot dip galvanised for maximum rust protection. Both options can be over painted if you wish.

To Suit Post Size (mm)	To Suit Post Size (inch)	Post Holder Length (mm)	Base Plate Size (mm)	No. of Fixing Holes	Fixing Hole Size (mm)	Product Code	Pack Qty (pcs)	Carton Qty (packs)	Pallet Qty (packs)
POST INFO.									
Oxide Red Powder Coated									
50 x 50	2 x 2	150	150 x 150	4	11	BDB50	1	10	120
70 x 70	2 ¾ x 2 ¾	150	150 x 150	4	11	BDB70	1	10	120
75 x 75	3 x 3	150	150 x 150	4	11	BDB75	1	10	120
90 x 90	3 ½ x 3 ½	150	150 x 150	4	11	BDB90	1	10	120
100 x 100	4 x 4	150	180 x 180	4	11	BDB100	1	10	90
150 x 150	6 x 6	150	225 x 225	4	11	BDB150	1	6	54
Hot Dipped Galvanised									
50 x 50	2 x 2	150	150 x 150	4	11	BDB50G	1	10	120
75 x 75	3 x 3	150	150 x 150	4	11	BDB75G	1	10	120
100 x 100	4 x 4	150	180 x 180	4	11	BDB100G	1	10	90
150 x 150	6 x 6	150	225 x 225	4	11	BDB150G	1	6	54

TYPE - FCA

SUB TYPE - FCA02

Bolt Down Shoe - Quick Fit



Bolt down fence post shoes are a quick and easy way to erect fencing and garden posts as they require no digging or concreting into place, saving time and money.

They are designed to be fixed down onto an existing concrete base or wall and are perfect for patio fencing, decking, pergolas or car ports. The quick fit version features inverted fins inside the post holder section that will hold the post in a vice like grip. This system prevents against post rot and decay as it will hold the base of the post above ground level.

Available in a red oxide powder coat to blend in with fencing whilst also providing a medium rust protection. Use hot dip galvanised for maximum rust protection. Both options can be over painted if you wish.

To Suit Post Size (mm)	To Suit Post Size (inch)	Post Holder Length (mm)	Base Plate Size (mm)	No. of Fixing Holes	Fixing Hole Size (mm)	Product Code	Pack Qty (pcs)	Carton Qty (packs)	Pallet Qty (packs)
POST INFO.									
Oxide Red Powder Coated									
75 x 75	3 x 3	150	150 x 150	4	11	BDQ75	1	10	120
100 x 100	4 x 4	150	180 x 180	4	11	BDQ100	1	10	90
Hot Dipped Galvanised									
75 x 75	3 x 3	150	150 x 150	4	11	BDQ75G	1	10	120
100 x 100	4 x 4	150	180 x 180	4	11	BDQ100G	1	10	90

TYPE - FCA

SUB TYPE - FCA02

Flush Fit Bolt Down Shoe - Bolt Secure



Flush fit bolt down fence post shoes are a quick and easy way to erect fencing and garden posts as they require no digging or concreting into place, saving time and money.

They are designed to be fixed down onto an existing concrete base or wall and are perfect for patio fencing, decking, pergolas or car ports where the post needs to be fitted flush against a wall. The bolt secure version features 2 x 8mm carriage bolts that tighten and clamp the post firmly into the post holder section to prevent any post movement as well as allowing for over / under sized post tolerance. The bolt system also allows for removal of the post at a later stage if required. The system prevents against post rot and decay as it will hold the base of the post above ground level.

Available in a red oxide powder coat to blend in with fencing whilst also providing a medium rust protection. Use hot dip galvanised for maximum rust protection. Both options can be over painted if you wish.

To Suit Post Size (mm)	To Suit Post Size (inch)	Post Holder Length (mm)	Base Plate Size (mm)	No. of Fixing Holes	Fixing Hole Size (mm)	Product Code	Pack Qty (pcs)	Carton Qty (packs)	Pallet Qty (packs)
POST INFO.									
Oxide Red Powder Coated									
75 x 75	3 x 3	150	150 x 90	4	11	FBDB75	1	10	150
100 x 100	4 x 4	150	175 x 115	4	11	FBDB100	1	10	120
Hot Dipped Galvanised									
75 x 75	3 x 3	150	150 x 90	4	11	FBDB75G	1	10	150
100 x 100	4 x 4	150	175 x 115	4	11	FBDB100G	1	10	120

TYPE - FCA

SUB TYPE - FCA02

Concrete in Shoe - Bolt Secure



Concrete in fence post shoes are designed to be set into concrete when ground conditions won't allow for a drive in spike or the post is to be fitted in a hard standing area.

The support has 4 fins at the bottom to hold the support firmly in concrete. The bolt secure version features 2 x 8mm carriage bolts that tighten and clamp the post firmly into the post holder section to prevent any post movement as well as allowing for over / under sized post tolerance. The bolt system also allows for removal of the post at a later stage if required.

Available in a red oxide powder coat to blend in with fencing whilst also providing a medium rust protection. Use hot dip galvanised for maximum rust protection. Both options can be over painted if you wish.

To Suit Post Size (mm)	To Suit Post Size (inch)	Spike Length (mm)	Post Holder Length (mm)	Total Length (mm)	Product Code	Pack Qty (pcs)	Carton Qty (packs)	Pallet Qty (packs)
POST INFO.								
Oxide Red Powder Coated								
75 x 75	3 x 3	200	150	350	CSB75	1	10	180
100 x 100	4 x 4	200	150	350	CSB100	1	10	80
Hot Dipped Galvanised								
75 x 75	3 x 3	200	150	350	CSB75G	1	10	180
100 x 100	4 x 4	200	150	350	CSB100G	1	10	80

TYPE - FCA

SUB TYPE - FCA02

Repair Spike - Bolt Secure

Repair spike fence post supports are designed for the repair and replacement of rotten or damaged fence posts that have been concreted in. The spike drives down between the existing wood post and concrete to leave a solid base for installation of a new post.

The bolt secure version features 2 x 8mm carriage bolts that tighten and clamp the post firmly into the post holder section to prevent any post movement as well as allowing for over / under sized post tolerance. This system also allows for removal of the post at a later stage if required.

Available in a red oxide powder coat to blend in with fencing whilst also providing a medium rust protection. Use hot dip galvanised for maximum rust protection. Both options can be over painted if you wish.



To Suit Post Size (mm)	To Suit Post Size (inch)	Spike Length (mm)	Post Holder Length (mm)	Total Length (mm)	Product Code	Pack Qty (pcs)	Carton Qty (packs)	Pallet Qty (packs)
POST INFO.								
Oxide Red Powder Coated								
75 x 75	3 x 3	300	150	450	RS75	1	10	100
100 x 100	4 x 4	300	150	450	RS100	1	10	80
Hot Dipped Galvanised								
75 x 75	3 x 3	300	150	450	RS75G	1	10	100
100 x 100	4 x 4	300	150	450	RS100G	1	10	80

TYPE - FCA

SUB TYPE - FCA03

Post Extender - Quick Fit



Post extenders are ideal for raising the height of fence posts by up to one metre. The quick fit version features inverted fins inside the post holder section that will hold each post in a vice like grip. They are available in a red oxide powder coat to blend in with the fencing and provides a medium rust protection which can also be over painted if you wish to match with a different fence colour.

To Suit Post Size (mm)	To Suit Post Size (inch)	Length (mm)	Product Code	Pack Qty (pcs)	Carton Qty (packs)	Pallet Qty (packs)
POST INFO.						
Oxide Red Powder Coated						
75 x 75	3 x 3	180	PEX75	1	10	360
100 x 100	4 x 4	180	PEX100	1	10	200

TYPE - FCA

SUB TYPE - FCA04

Fence Post Cap

New

Fence post caps create the perfect decorative finish to the top of fence posts and also protect the top of the fence post from weather.

- Perfect decorative finish to the top of fence posts
- Protects the top of the fence post from weather damage
- Can be painted over to match with a different fence colour



To Suit Post Size (mm)	To Suit Post Size (inch)	Product Code	Pack Qty (pcs)	Carton Qty (packs)	Pallet Qty (packs)
POST INFO.					
Hot Dipped Galvanised					
50 x 50	2 x 2	FPC50G	1	25	5400
75 x 75	3 x 3	FPC75G	1	25	3000
100 x 100	4 x 4	FPC100G	1	25	1875
Oxide Red Powder Coated					
50 x 50	2 x 2	FPC50	1	25	4000
75 x 75	3 x 3	FPC75	1	25	3000
100 x 100	4 x 4	FPC100	1	25	1875
Epoxy Black Powder Coated					
50 x 50	2 x 2	FPC50B	1	25	5400
75 x 75	3 x 3	FPC75B	1	25	3000
100 x 100	4 x 4	FPC100B	1	25	1875

TYPE - FCA

SUB TYPE - FCA05

Ball Fence Post Cap

New



To Suit Post Size (mm)	To Suit Post Size (inch)	Product Code	Pack Qty (pcs)	Carton Qty (packs)	Pallet Qty (packs)
POST INFO.					
Hot Dipped Galvanised					
50 x 50	2 x 2	BPC50G	1	45	2700
75 x 75	3 x 3	BPC75G	1	30	1080
100 x 100	4 x 4	BPC100G	1	24	720
Oxide Red Powder Coated					
50 x 50	2 x 2	BPC50	1	45	2700
75 x 75	3 x 3	BPC75	1	30	1080
100 x 100	4 x 4	BPC100	1	24	720
Epoxy Black Powder Coated					
50 x 50	2 x 2	BPC50B	1	45	2700
75 x 75	3 x 3	BPC75B	1	30	1080
100 x 100	4 x 4	BPC100B	1	24	720


TYPE - FCA

SUB TYPE - FCA05

Fencing Accessories



Panel Clip



A quick and easy way to secure fence panels and trellis to timber, these can also be plugged and screwed into masonry.



Product Code	Size L x W x D (mm)	Thickness (mm)	No. of Screw Holes	Screw Hole Ø (mm)	Carton Qty (packs)	Pallet Qty (packs)
--------------	---------------------	----------------	--------------------	-------------------	--------------------	--------------------

Galvanised

PC44	50 x 44 x 25	1	4	5.0	100	11200
PC50	50 x 50 x 25	1	4	5.0	100	10000

L = LENGTH, W = WIDTH, D = DEPTH, Ø = DIAMETER

TYPE - FCA

SUB TYPE - FCA06


Gravel Board Clip



A quick and easy way to attach timber gravel boards to timber fence posts.



Twin Pin Gravel Board Clip



Suitable for fitting concrete gravel boards to concrete posts. The backplate mounts to the gravel board and the two pins locate into the post.

Product Code	Size L x W (mm)	Thickness (mm)	Pin Ø (mm)	Carton Qty (packs)	Pallet Qty (packs)
--------------	-----------------	----------------	------------	--------------------	--------------------

Galvanised

GB2P	150 x 50	4	10	25	2400
------	----------	---	----	----	------

L = LENGTH, W = WIDTH, D = DEPTH, Ø = DIAMETER

TYPE - FCA

SUB TYPE - FCA06

Universal Post Extender



A galvanised angle bracket for extending fence posts up to 1.2m.

Product Code	Size L x W x W (mm)	Thickness (mm)	No. of Screw Holes	Screw Hole Ø (mm)	Carton Qty (packs)	Pallet Qty (packs)
--------------	---------------------	----------------	--------------------	-------------------	--------------------	--------------------

Galvanised

UPE180	180 x 60 x 60	2	12	4.0	25	2200
--------	---------------	---	----	-----	----	------

L = LENGTH, W = WIDTH, Ø = DIAMETER

TYPE - FCA

SUB TYPE - FCA04

Border Roll Pin



Ideal for securing border roll to the ground. The pin is pre drilled and attached to rear of the border roll using 4.5 x 50mm screws. Use 3 border roll pins equally spaced per 1.8m of border roll.

Product Code	Size L x W x D (mm)	Fixing Hole Size (mm)	No. of Screw Holes	Carton Qty (packs)	Pallet Qty (packs)
--------------	---------------------	-----------------------	--------------------	--------------------	--------------------

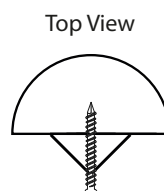
Galvanised

323450	450 x 23 x 23	6.0	4	50	4000
--------	---------------	-----	---	----	------

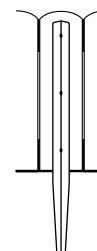
L = LENGTH, W = WIDTH, D = DEPTH

TYPE - FCA

SUB TYPE - FCA06




Front View



New

Z Clip




For attaching trellis or timber fence panels to posts.



Product Code	Size L x W x D (mm)	Thickness (mm)	No. of Screw Holes	Screw Hole Ø (mm)	Carton Qty (packs)
Galvanised					
ZC60	60 x 56 x 15	1.5	4	4.0	100
TYPE - FCA L = LENGTH, W = WIDTH, D = DEPTH, Ø = DIAMETER SUB TYPE - FCA06					

Arris Rail Bracket




Suitable for securing arris rails to a square fence post when building feather edge fencing or to repair a wooden arris rail to an existing post.



Product Code	Size L x W (mm)	Thickness (mm)	No. of Screw Holes	Screw Hole Ø (mm)	Carton Qty (packs)	Pallet Qty (packs)
Galvanised						
ARS225	225 x 65	0.75	10	5.0	25	2800
ARS300	300 x 65	0.75	10	5.0	25	2100
TYPE - FCA L = LENGTH, W = WIDTH, D = DEPTH, Ø = DIAMETER SUB TYPE - FCA06						

Panel Security Bracket




Designed for securing fence panels to 4" concrete posts and helps prevent unwanted removal or theft of fence panels.



Product Code	Size L x W (mm)	Thickness (mm)	No. of Screw Holes	Screw Hole Ø (mm)	Carton Qty (packs)	Pallet Qty (packs)
Galvanised						
PSB233	233 x 40	1.5	2	5.0	50	2700
TYPE - FCA L = LENGTH, W = WIDTH, D = DEPTH, Ø = DIAMETER SUB TYPE - FCA06						

Arris Rail Support Bracket



For fitting arris rails to timber posts when building feather edge fencing or to repair a wooden arris rail to an existing post.



Product Code	Size L x W x W (mm)	Thickness (mm)	No. of Screw Holes	Screw Hole Ø (mm)	Carton Qty (packs)	Pallet Qty (packs)
Galvanised						
ARBS	90 x 60 x 60	2	4	4.0	25 Pairs	2000 Pairs
TYPE - FCA L = LENGTH, W = WIDTH, Ø = DIAMETER SUB TYPE - FCA06						

Arris Rail Mortice Bracket

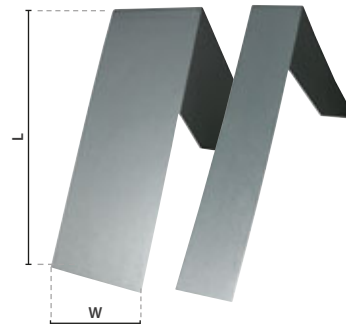


Suitable for securing arris rails to a concrete post when building feather edge fencing or to repair a wooden arris rail to an existing post.



Product Code	Size L x W (mm)	Thickness (mm)	No. of Screw Holes	Screw Hole Ø (mm)	Carton Qty (packs)	Pallet Qty (packs)
Galvanised						
ARBM200	200 x 62	1.5	6	5.0	25	1200
TYPE - FCA L = LENGTH, W = WIDTH, Ø = DIAMETER SUB TYPE - FCA06						

Knee Rail Support Bracket



Designed for securing rails onto birds mouth posts.



Product Code	Size L x W (mm)	Carton Qty (packs)	Pallet Qty (packs)
Galvanised			
KRS46	250 x 46	50	300
KRS90	250 x 90	50	300
TYPE - FCA L = LENGTH, W = WIDTH SUB TYPE - FCA06			

Chains and Accessories

Shackles, hooks and links, ideal for connecting lengths of chain or fixing to anchor points.



Welded Link Chain

Hot Dipped Galvanised



CORROSION RATING

1 2 3 4 5

Urban and industrial areas with a moderate salt atmosphere

Welded link chain is ideal for securing farm gates and machinery among a variety of other uses. Not suitable for overhead lifting, load binding or towing.

Product Code	Length (m)	Shackle Ø (mm)	Inner Link Length (mm)	Inner Link Width (mm)	Safe Working Load (kg)	Pack Qty (pcs)	Carton Qty (packs)
BRANDED TAURUS CLIP							
432HDGC	3.0	4	32	8	80	1	20
642HDGC	2.0	6	42	12	160	1	15
852HDGC	1.5	8	52	16	320	1	10
TYPE - GAP SUB TYPE - GAP08							

Dee Shackle

Hot Dipped Galvanised



CORROSION RATING

1 2 3 4 5

Urban and industrial areas with a moderate salt atmosphere

Product Code	Shackle Ø (mm)	Inner Link Length (mm)	Inner Link Width (mm)	Safe Working Load (kg)	Pack Qty (pcs)	Carton Qty (packs)
PLAIN BAG						
5DSB	5	20	10	80	20	25
6DSB	6	24	12	100	20	17
8DSB	8	32	16	200	20	10
BRANDED TAURUS BAG						
5DSP	5	20	10	80	5	15
6DSP	6	24	12	100	5	15
8DSP	8	32	16	200	5	15
TYPE - GAB/GAP SUB TYPE - GAB02/GAP03						

Bow Shackle

Hot Dipped Galvanised



CORROSION RATING

1 2 3 4 5

Urban and industrial areas with a moderate salt atmosphere

Product Code	Shackle Ø (mm)	Inner Link Length (mm)	Inner Link Width (mm)	Safe Working Load (kg)	Pack Qty (pcs)	Carton Qty (packs)
PLAIN BAG						
5BSB	5	19	15	80	20	25
6BSB	6	24	18	100	20	17
8BSB	8	32	24	200	20	10
BRANDED TAURUS BAG						
5BSP	5	19	15	80	5	15
6BSP	6	24	18	100	5	15
8BSP	8	32	24	200	5	15
TYPE - GAB/GAP SUB TYPE - GAB02/GAP09						

Quick Repair Link

Zinc



CORROSION RATING

1 2 3 4 5

Occasionally damp/wet, rural and sheltered areas

Product Code	Shackle Ø (mm)	Inner Link Length (mm)	Inner Link Width (mm)	Safe Working Load (kg)	Pack Qty (pcs)	Carton Qty (packs)
PLAIN BAG						
5QLB	5	51	23	50	10	44
6QLB	6	58	27	85	10	30
8QLB	8	74	34	150	5	32
BRANDED TAURUS BAG						
5QLP	5	51	23	50	5	15
6QLP	6	58	27	85	5	15
8QLP	8	74	34	150	5	15
TYPE - GAB/GAP SUB TYPE - GAB02/GAP09						

Carbine Hook

Zinc



CORROSION RATING

1 2 3 4 5

Occasionally damp/wet, rural and sheltered areas

Product Code	Shackle Ø (mm)	Safe Working Load (kg)	Pack Qty (pcs)	Carton Qty (packs)
PLAIN BAG				
5CHB	5	45	10	50
6CHB	6	75	10	30
8CHB	8	125	10	16
BRANDED TAURUS BAG				
5CHP	5	45	5	15
6CHP	6	75	5	15
8CHP	8	125	5	15
TYPE - GAB/GAP SUB TYPE - GAB02/GAP010				

Staple on Plate

Hot Dipped Galvanised



CORROSION RATING

1 2 3 4 5

Urban and industrial areas with a moderate salt atmosphere

Product Code	Plate Size L x W (mm)	Staple Proj. (mm)	Inner Staple Width (mm)	Screw Hole Ø (mm)	Pack Qty (pcs)	Carton Qty (packs)
PLAIN BAG						
SP2GB	50 x 50	28	15	6.0	1	160
BRANDED TAURUS BAG (FIXINGS INCLUDED)						
SP2GP	50 x 50	28	15	6.0	1	15
L = LENGTH, W = WIDTH, Ø = DIAMETER SUB TYPE - GAB01/GAP07						

Ring on Plate

Hot Dipped Galvanised



CORROSION RATING

1 2 3 4 5

Urban and industrial areas with a moderate salt atmosphere

Product Code	Plate Size L x W (mm)	Ring Ø (mm)	Screw Hole Ø (mm)	Pack Qty (pcs)	Carton Qty (packs)
PLAIN BAG					
RP2GB	50 x 50	65	6.0	1	160
BRANDED TAURUS BAG (FIXINGS INCLUDED)					
RP2GP	50 x 50	65	6.0	1	15
L = LENGTH, W = WIDTH, Ø = DIAMETER SUB TYPE - GAB01/GAP07					

Hook on Plate

Hot Dipped Galvanised



CORROSION RATING

1 2 3 4 5

Urban and industrial areas with a moderate salt atmosphere

Product Code	Plate Size L x W (mm)	Hook Proj. (mm)	Screw Hole Ø (mm)	Pack Qty (pcs)	Carton Qty (packs)
PLAIN BAG					
HP2GB	50 x 50	73	6.0	1	160
BRANDED TAURUS BAG (FIXINGS INCLUDED)					
HP2GP	50 x 50	73	6.0	1	10
L = LENGTH, W = WIDTH, Ø = DIAMETER SUB TYPE - GAB01/GAP07					